

# Day Break

Tuesday, 25 April 2017

## Economy

Exhibit: Headline inflation

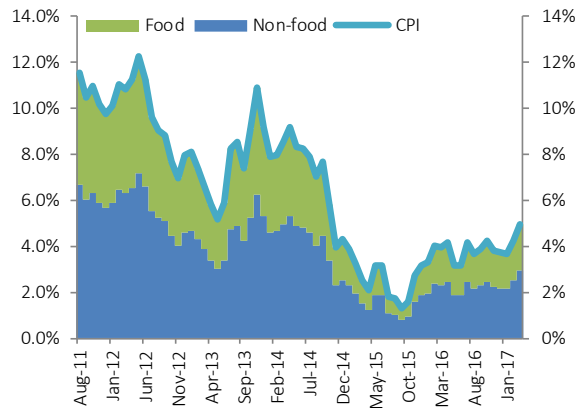


Exhibit: 9MFY17, Percentage point contribution to CPI

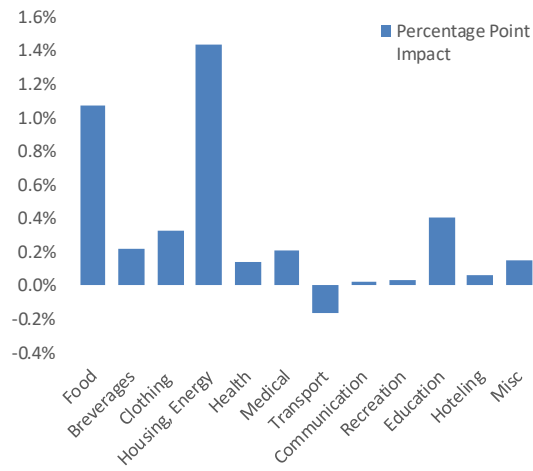
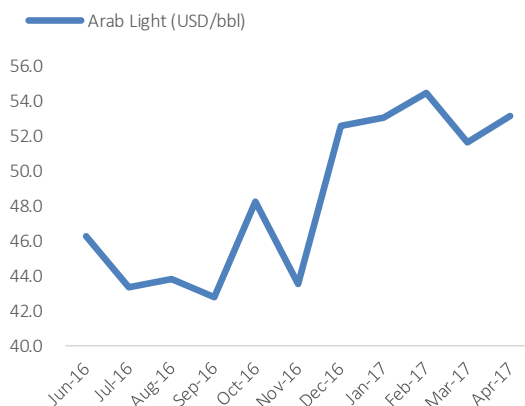


Exhibit: Upward trending intl. oil Prices



Source: Bloomberg, SBP & IGI Research

### Analyst

Syed Daniyal Adil  
 daniyal.adil@igi.com.pk  
 Tel: (+92-21) 111-234-234 Ext.: 973

## Inflation

### Inflation to pick up in 4QFY17 but to remain within the lower bound of SBP target

- During the 9MFY17, headline inflation posted a +4.0%YoY increase, considerably higher than the average of +2.6%YoY recorded in 9MFY16. Disregarding the base effect, the growth in headline inflation was led by Food basket and housing and rental index
- On the outlook, compared to inflation recorded in FY16 +2.85%, we expect the average FY17 inflation to be 4.3%YoY as a result of cost-push inflation from the recent surge in domestic POL prices as well as the anticipation of demand-pull inflation from the increase in food prices in the upcoming month of Ramadan.

Although headline inflation has remained relatively subdued in 9MFY17, we expect this could change in the months leading to FY17 year end. We base our estimate on account of higher POL prices and seasonal demand emanating from month of Ramadan. However, despite this FY17 average inflation is expected to clock in of 4.2%YoY, which is on the lower side of SBP target of 4.0-5.0%.

#### 9MFY17 CPI clocks in at 4.03%

During the 9MFY17, headline inflation posted a +4.0%YoY increase, considerably higher than the average of +2.6%YoY recorded in 9MFY16. Disregarding the base effect, the growth in headline inflation was led by Food basket, as reflected by +3.8% increase in food index during the period. In the non-food basket, growth in house rental index uplifted overall CPI index. The aforementioned sectors contributed the most to the headline, adding +1.4 percentage points each, to the total 9MFY17 average inflation of +4.0%YoY.

#### Food prices remain key inflation driver during 9MFY17...

In the food basket, largest impact was brought on by perishable food items which, during the period, experienced a negative supply side shock, as a result of unfavorable weather conditions. Hence, the perishables food prices showed an increase of +5.7%YoY compared to a deflationary trend witnessed in the same period last year (down by 2.6%YoY).

#### Upcoming seasonal demand (Ramadan) to drive food prices further

In our view food prices are slated to increase in the remainder of FY17. Our opinion is partially substantiated by the rising trend witnessed in international food index, as monitored by FAO (UN Food and Agricultural Organization), which during the 9MFY17 showed a growth of 4.0%YoY compared to deflation of 9.0%YoY recorded last year in the same period. More importantly, in anticipation of seasonal demand (month of Ramadan), food price index is expected to further rise. As seen historically, food price index has increased by an average +0.9%MoM pre-Ramadan month (compared to average monthly increase of +0.2% witnessed during the

9MFY17). Thus, we see a potential uplift from the food prices feeding into headline inflation for the remainder of FY17.

#### **Non-Food prices continue to edge up on back of Housing and rental prices**

In the non-food basket, housing and rental index (HRI) took the lead and increased by +6.4%YoY in 9MFY17 compared to 5.9%YoY in 9MFY16, highlighting the effects of inflating construction costs. Similarly, Medical and Education prices also surged, striking averages of +9.4%YoY and +10.3%YoY respectively, over the 9MFY17 compared to 3.2%YoY and 9.0%YoY respectively, in 9MFY16.

#### **POL prices to fuel inflation into 4QFY17**

POL prices have remained relatively low during 1HFY17 as indicated by the deflation of 3.7%YoY in the transport sector. Yet, given the +0.6%YoY inflation in transport sector for 3QFY17 and the potential pass through of the international oil price, we see a rising trend in the POL prices for 4QFY17. Still, given the relatively low international oil prices, we do not see a large hike.

#### **Consequently, the headline inflation is expected to post a modest figure of +4.2%YoY in FY17**

Compared to inflation in FY16 +2.85%, we expect the average FY17 inflation to be 4.2%YoY as a result of cost-push inflation from the recent surge in domestic POL prices as well as the anticipation of demand-pull inflation from the increase in food prices in the upcoming month of Ramadan. This is in line with the State Bank of Pakistan (SBP) forecast of 4.0-5.0% in FY17. Monthly inflation increase during FY17 is estimated at ~0.4% compared to ~0.26% recorded in FY16. However, key risks to our call stems from rising current account deficit (9MFY17 C/a deficit of USD 6.13bn versus USD 2.35bn recorded last year same period). This could lead to potential drawdown on country's FX reserves, leading to weakening PKR parity, culminating into higher than expected inflation.

Source: Bloomberg, SBP & IGI Research

## Important Disclaimer and Disclosures

**Research Analyst(s) Certification:** The Research Analyst(s) hereby certify that the views about the company/companies and the security/securities discussed in this report accurately reflect his or her or their personal views and that he/she has not received and will not receive direct or indirect compensation in exchange for expressing specific recommendations or views in this report. The analyst(s) is principally responsible for the preparation of this research report and that he/she or his/her close family/relative does not own 1% or more of a class of common equity securities of the following company/companies covered in this report.

**Disclaimer:** The information and opinions contained herein are prepared by IGI Finex Securities Limited and is for information purposes only. Whilst every effort has been made to ensure that all the information (including any recommendations or opinions expressed) contained in this document (the information) is not misleading or unreliable, IGI Finex Securities Limited makes no representation as to the accuracy or completeness of the information. Neither, IGI Finex Securities Limited nor any director, officer or employee of IGI Finex Securities Limited shall in any manner be liable or responsible for any loss that may be occasioned as consequence of a party relying on the information. This document takes no account of the investment objectives, financial situation and particular needs of investors, who shall seek further professional advice before making any investment decision. This document and the information may not be reproduced, distributed or published by any recipient for any purpose. This report is not directed or intended for distribution to, or use by any person or entity not a client of IGI Finex Securities Limited, else directed for distribution.

**Rating system:** IGI Finex Securities employs three tier ratings system, depending upon expected total return (return is defined as capital gain exclusive of tax) of the security in stated time period, as follows:

Recommendation	Rating System
Buy	If target price on aforementioned security(ies) is more than 10%, from its last closing price(s)
Hold	If target price on aforementioned security(ies) is in between -10% and 10%, from its last closing price(s)
Sell	If target price on aforementioned security(ies) is less than -10%, from its last closing price(s)

**Risk:** Investment in securities are subject to economic risk, market risk, interest rate risks, currency risks, credit risks, political and geopolitical risks. The performance of company(ies) covered herein might unfavorably be affected by multiple factors including, business, economic, and political conditions. Hence, there is no assurance or guarantee that estimates, recommendation, opinion, etc. given about the security(ies)/company(ies) in the report will be achieved.

**Basic Definitions and Terminologies used:** **Target Price:** A price target is the projected price level of a financial security stated by an investment analyst or advisor. It represents a security's price that, if achieved, results in a trader recognizing the best possible outcome for his investment. **Market Cap.:** Market capitalization is calculated by multiplying a company's shares outstanding by current trading price. **ROE:** Return on equity is the amount of net income returned as a percentage of shareholders' equity. **P/E:** Price to Earnings ratio of a company's share price to its per-share earnings. **P/B:** Price to Book ratio used to compare a stock's market value to its book value. **DY:** The dividend yield is dividend per share, divided by the price per share.

IGI Finex Securities Limited

**Research Analyst(s)**

Research Identity Number: BRP009

© Copyright 2016 IGI Finex Securities Limited

## Contact Details

### Research Team

Saad Khan	Deputy Head of Research	Tel: (+92-21) 111-234-234 Ext: 810	saad.khan@igi.com.pk
Abdullah Farhan	Research Analyst	Tel: (+92-21) 111-234-234 Ext: 912	abdullah.farhan@igi.com.pk
Jawad Ameer Ali	Research Analyst	Tel: (+92-21) 111-234-234 Ext: 816	jawad.ameer@igi.com.pk
Anjali Kukreja	Research Analyst	Tel: (+92-21) 111-234-234 Ext: 957	anjali.kukreja@igi.com.pk
Umesh Solanki	Database Manager	Tel: (+92-21) 111-234-234 Ext: 974	umesh.solanki@igi.com.pk

### Equity Sales

Faisal Jawed Khan	Head of Equities	Tel: (+92-21) 35301779	faisal.jawed@igi.com.pk
Zaeem Haider Khan	Regional Head (North)	Tel: (+92-42) 35777863-70	zaeem.haider@igi.com.pk
Muhammad Naveed	Branch Manager (Islamabad)	Tel: (+92-51) 2604861-62	muhammad.naveed@igi.com.pk
Gul Hussain	Branch Manager (Faisalabad)	Tel: (+92-41) 2540843-45	gul.hussain@igi.com.pk
Asif Saleem	Branch Manager (RY Khan)	Tel: (+92-68) 5871652-56	asif.saleem@igi.com.pk
Mehtab Ali	Branch Manager (Multan)	Tel: (+92-61) 4512003	mehtab.ali@igi.com.pk
Zeeshan Kayani	Branch Manager (Abbottabad)	Tel: (+92-992) 408243-44	zeeshan.kayani@igi.com.pk

### IGI Finex Securities Limited

Trading Rights Entitlement Certificate (TREC) Holder of  
Pakistan Stock Exchange Limited |  
Corporate member of Pakistan Mercantile Exchange Limited

#### Head Office

Suite No 701-713, 7th Floor, The Forum, G-20,  
Khayaban-e-Jami Block-09, Clifton, Karachi-75600  
UAN: (+92-21) 111-444-001 | (+92-21) 111-234-234  
Fax: (+92-21) 35309169, 35301780  
Website: [www.igisecurities.com.pk](http://www.igisecurities.com.pk)

#### Stock Exchange Office

Room # 719, 7th Floor, KSE Building, Stock Exchange Road, Karachi.  
Tel: (+92-21) 32429613-4, 32462651-2, Fax: (+92-21) 32429607

#### Lahore Office

5-F.C.C. Ground Floor, Syed Maratib Ali Road,  
Gulberg II, Lahore  
Tel: (+92-42) 35777863-70, 35876075-76  
Fax: (+92-42) 35763542

#### Faisalabad Office

Room #: 515-516, 5th Floor, State Life  
Building, 2- Liaquat Road, Faisalabad  
Tel: (+92-41) 2540843-45  
Fax: (+92-41) 2540815

#### Multan Office

Mezzanine Floor, Abdali Tower,  
Abdali Road, Multan  
Phone: (92-992) 408243 - 44

#### Islamabad Office

Mezzanine Floor, Office 5, 6 & 7, Kashmir Plaza,  
Block- B, Jinnah Avenue, Blue Area, Islamabad  
Tel: (+92-51) 2604861-2, 2604864, 2273439  
Fax: (+92-51) 2273861

#### Rahim Yar Khan Office

Plot # 12, Basement of Khalid Market,  
Model Town, Town Hall Road, Rahim Yar Khan  
Tel: (+92-68) 5871653-6, 5871652  
Fax: (+92-68) 5871651

#### Abbottabad Office

Ground Floor, Al Fatah ShoppingCenter , Opp. Radio  
Station, MansehraRoad, Abbottabad  
Phone: (+92-99) 2408243 - 44