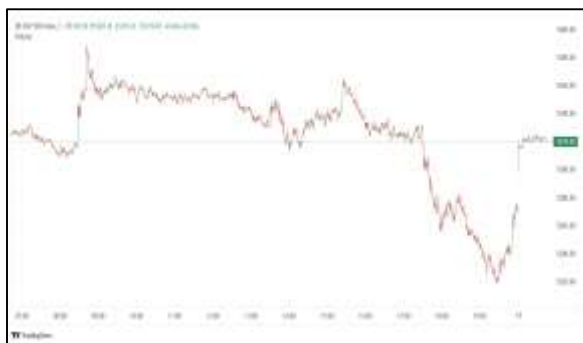


Commodities and Indices Market View

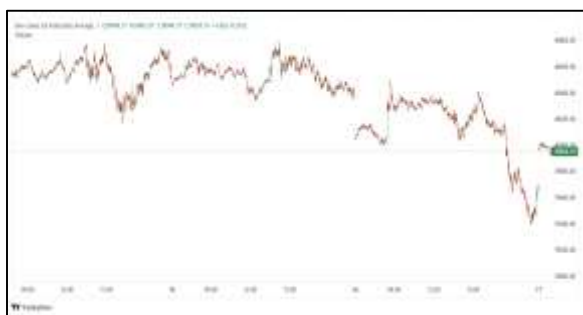
Monday, June 1, 2026



Technicals



S&P 500	RSI (20:80)	Sto Fast
	73.69	92.25% 93.98%



Dow Jones	RSI (20:80)	Sto Fast
	68.20	86.98% 91.67%

US Stock Market

DJIA	S&P 500	NASDAQ
51,032.46	7,580.06	26,972.62
+0.72%	+0.22%	+0.20%

Wall Street's main indexes hit record closing highs on Friday and posted weekly and monthly gains as Dell results drove tech shares higher, while investors awaited details on a potential U.S.-Iran deal.

The Dow Jones Industrial Average (.DJI), rose 363.37 points, or 0.72%, to 51,032.34, the S&P 500 (.SPX), gained 16.44 points, or 0.22%, to 7,580.07 and the Nasdaq Composite (.IXIC), gained 55.15 points, or 0.21%, to 26,972.62.

For the week, the S&P 500 gained 1.43%, the Nasdaq rose 2.39%, and the Dow climbed 0.9%

Declining issues outnumbered advancers by a 1.04-to-1 ratio on the NYSE. There were 491 new highs and 102 new lows on the NYSE. On the Nasdaq, 2,378 stocks rose and 2,486 fell as declining issues outnumbered advancers by a 1.05-to-1 ratio.

The S&P 500 posted 27 new 52-week highs and 12 new lows while the Nasdaq Composite recorded 125 new highs and 54 new lows.

Volume on U.S. exchanges was 23.9 billion shares, compared with the 19.36 billion average for the full session over the last 20 trading days.

Major Economic Releases for Today

Period	Event	GMT	Forecast	Previous
JUNE	Core Harmonized Index of Consumer Prices (MoM)	2:00	--	0.90%
JUNE	Core Harmonized Index of Consumer Prices (YoY)	2:00	2.40%	2.20%
JUNE	Harmonized Index of Consumer Prices (MoM)	2:00	--	1.00%
JUNE	Harmonized Index of Consumer Prices (YoY)	2:00	3.30%	3.00%
JUNE	Real Retail Sales (YoY)	11:30	0.20%	0.50%

Dow Jones Industrial Average

At the close in NYSE, the Dow Jones Industrial Average rose 0.72% to hit a new all time high. The best performers of the session on the Dow Jones Industrial Average were International Business Machines (NYSE:IBM), which rose 12.71% or 33.58 points to trade at 297.80 at the close. Meanwhile, Salesforce Inc (NYSE:CRM) added 8.46% or 14.91 points to end at 191.08 and Microsoft Corporation (NASDAQ:MSFT) was up 5.45% or 23.25 points to 450.24 in late trade.

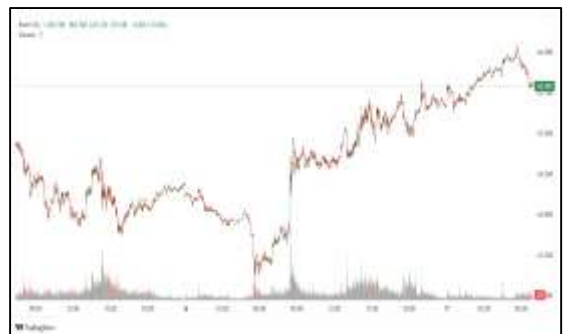


The worst performers of the session were Walmart Inc (NASDAQ:WMT), which fell 2.69% or 3.20 points to trade at 115.70 at the close. Nike Inc (NYSE:NKE) declined 2.41% or 1.14 points to end at 46.23 and Johnson & Johnson (NYSE:JNJ) was down 2.37% or 5.47 points to 225.33.



NASDAQ 100

At the close in NYSE, the NASDAQ Composite index climbed 0.21%. The top performers on the NASDAQ Composite were Silexion Therapeutics Corp (NASDAQ:SLXN) which rose 1,047.20% to 4.91, Hub Cyber Security Ltd (NASDAQ:HUBC) which was up 136.55% to settle at 0.26 and DevvStream Corp (NASDAQ:DEVS) which gained 132.48% to close at 0.29.



The worst performers were Zhongchao Inc (NASDAQ:ZCMD) which was down 69.09% to 0.17 in late trade, Netcapital Inc (NASDAQ:NCPL) which lost 38.55% to settle at 1.10 and CN Energy Group Inc (NASDAQ:CNEY) which was down 36.96% to 1.01 at the close.



OIL

Oil prices rose more than 2% in early trading on Monday after Israel ordered troops to move further into Lebanon in the battle with the Iranian-backed Hezbollah militant group, despite a ceasefire announced more than six weeks ago.

U.S. crude futures rose \$2.37 or 2.71% to \$89.73 a barrel as of 0028 GMT. Brent futures rose \$2.16 or 2.37% to \$93.28 a barrel.

Precious and Base Metals

Gold inched lower on Monday, pressured by a stronger dollar and rising crude oil prices, as investors awaited U.S. President Donald Trump's decision on a proposed deal to extend the ceasefire with Iran.

Spot gold was down 0.4% at \$4,518.09 per ounce, as of 0306 GMT, after hitting a two-week high in the previous session. U.S. gold futures for August delivery fell 1% to \$4,548.90.

While gold is traditionally seen as a hedge against inflation, it loses its appeal in a high interest-rate environment as a non-yielding asset.

Spot silver rose 0.4% to \$75.58 per ounce, platinum gained 1.1% to \$1,937.30, and palladium rose 1.2% to \$1,370.50.



Traditional Agricultures

Soybeans saw fractional losses in some deferreds, with nearbys down 7 3/4 cents on Friday. July was down 9 3/4 cents this week. The cmdtyView national average Cash Bean price was down 9 1/4 cents at \$11.25 3/4.

Corn futures posted 2 to 9 cent losses across the board on Friday with money coming out at month-end. July fell 16 1/2 cents this week.

The wheat complex fell double digits across most contracts on Friday. Crude Oil was a pressure factor, down \$1.14/bbl, money was flowing out ahead of the weekend, with the President looking over the proposed agreement between the US and Iran. Chicago SRW futures were down 10 to 13 cents in most contracts, with July down 35 3/4 cents this week. KC HRW futures were 12 to 15 1/2 cents in the red, as July fell 32 3/4 cents on the week.



Future Settlement Price Monday, June 01st, 2026

Instrument	Last	Net Change	High	Low	Volume
S & P 500	7,614.00	18.25	7,619.75	7,585.25	58,743.00
NASDAQ 100	30,558.75	153.50	30,595.25	30,361.25	46,147.00
Dow Jones	51,117.00	40.00	51,172.00	50,999.00	4,906.00
Gold	4,546.90	-46.10	4,577.30	4,540.30	15,650.00
Silver	75.77	-0.11	76.30	73.51	5,483.00
Copper	6.39	-0.04	6.44	6.37	30,760.00
Crude Oil	89.78	2.42	90.20	88.45	20,700.00
Platinum	1,929.50	2.20	1,948.00	1,908.80	12,788.00
Palladium	1,381.90	-13.80	1,411.00	1,359.00	4,632.00
Natural Gas	3.37	0.08	3.38	3.33	6,702.00
Wheat	614-2	-3.00	614-2	609-6	3,151.00
Soy Beans	1189-4	-4.00	1190-4	1184-4	5,867.00
Corn	448-0	-1.00	448-0	444-4	13,503.00

Daily Swings (The Pivot Levels)

Instrument	Trading Range						
	S3	S2	S1	Pivot	R1	R2	R3
Dow Jones	49,951.16	50,132.75	50,400.86	50,582.45	50,850.56	51,032.15	51,300.26
S & P 500	7,464.20	7,486.12	7,524.88	7,546.80	7,585.56	7,607.48	7,646.24
NASDAQ 100	29,546.27	29,697.51	29,960.71	30,111.95	30,375.14	30,526.39	30,789.58
Gold	4,526.64	4,537.72	4,554.21	4,565.29	4,581.78	4,592.86	4,609.35
Silver	72.07	72.88	74.39	75.20	76.71	77.52	79.03
Copper	6.35	6.37	6.39	6.40	6.42	6.44	6.46
Crude Oil	87.47	88.09	88.77	89.39	90.07	90.69	91.37
Platinum	1,892.06	1,902.73	1,920.46	1,931.1	1,948.86	1,959.53	1,977.26
Palladium	1,360.50	1,365.50	1,373.50	1,378.5	1,386.50	1,391.50	1,399.50
Natural Gas	3.30	3.31	3.33	3.34	3.36	3.38	3.39
Wheat	585.09	597.17	603.84	615.92	622.59	634.67	641.34
Cotton	77.95	78.49	79.04	79.58	80.13	80.67	81.22
Corn	427.50	436.25	441.50	450.25	455.50	464.25	469.50

Source: - News & Quotes (Reuters, Investing, Bloomberg, FXStreet, Barchart)

Disclaimer: This document has been prepared by IGI Finex Securities Limited and is for information purposes only. Whilst every effort has been made to ensure that all the information (including any recommendations or opinions expressed) contained in this document (the information) is not misleading or unreliable, IGI Finex Securities Limited makes no representation as to the accuracy or completeness of the information. Neither IGI Finex Securities Limited nor any director, officer or employee of IGI Finex Securities Limited shall in any manner be liable or responsible for any loss that may be occasioned as consequence of a party relying on the information. This document takes no account of the investment objectives, financial situation and particular needs of investors, who shall seek further professional advice before making any investment decision. This document and the information may not be reproduced, distributed or published by any recipient for any purpose.

Contact Details

Commodity Team

Zaeem Haider Khan	Head of Commodities	Tel: (+92-21) 35301405	zaeem.haider@igi.com.pk
Shakeel Ahmad	Branch Manager – Faisalabad	Tel: (+92-41) 2540843-45	shakeel.ahmad1@igi.com.pk
Ehsan Ul Haq	Trader – Lahore	Tel: (+92-42) 3830559-68	ehsan.haq@igi.com.pk
Dil Muhammad	Trader – Lahore	Tel: (+92-41) 2540843-45	dil.muhammad@igi.com.pk
Inamullah Shakir	Trader – Islamabad	Tel: (+92-21) 32429613-14	inam.ullah@igi.com.pk
Sheikh Muhammad Imran	Trader – Karachi	Tel: (+92-21) 35301684	imran.ahmed@igi.com.pk
Asif Saleem	Branch Manager – Rahim Yar Khan	Tel: (+92-68) 5871652-6	asif.saleem@igi.com.pk
Mahtab Ali	Branch Manager – Multan	Tel: (+92-61) 4512003	mahtab.ali@igi.com.pk

Research Team

Abdullah Farhan	Head of Research	Tel: (+92-21) 111-234-234 Ext: 912	abdullah.farhan@igi.com.pk
Sakina Makati	Research Analyst	Tel: (+92-21) 111-234-234 Ext: 810	sakina.makati@igi.com.pk
Syed Muzammil Hassan Rizvi	Research Analyst	Tel: (+92-21) 111-234-234 Ext: 569	muzammil.rizvi@igi.com.pk
Sufyan Siddiqui	Database Officer	Tel: (+92-21) 111-234-234 Ext: 888	sufyan.siddiqui@igi.com.pk

IGI Finex Securities Limited

Trading Rights Entitlement Certificate (TREC) Holder of Pakistan Stock Exchange Limited |
Corporate member of Pakistan Mercantile Exchange Limited
Website: www.igisecurities.com.pk

Head Office

Suite No 701-713, 7th Floor, The Forum, G-20,
Khayaban-e-Jami Block-09, Clifton, Karachi-75600
UAN: (+92-21) 111-444-001 | (+92-21) 111-234-234
Fax: (+92-21) 35309169, 35301780

Lahore Office

Shop # G-009, Ground Floor,
Packages Mall
Tel: (+92-42) 38303560-69
Fax: (+92-42) 38303559

Islamabad Office

3rd Floor, Kamran Centre,
Block- B, Jinnah Avenue, Blue Area
Tel: (+92-51) 2604861-2, 2604864,
2273439
Fax: (+92-51) 2273861

Faisalabad Office

Office No. 2, 5 & 8, Ground Floor, The
Regency International 949, The Mall
Faisalabad
Tel: (+92-41) 2540843-45

Rahim Yar Khan Office

Plot # 12, Basement of Khalid Market,
Model Town, Town Hall Road
Tel: (+92-68) 5871652-3
Fax: (+92-68) 5871651

Multan Office

Mezzanine Floor, Abdali Tower,
Abdali Road
Tel: (92-61) 4512003, 4571183