

Commodities and Indices Market View

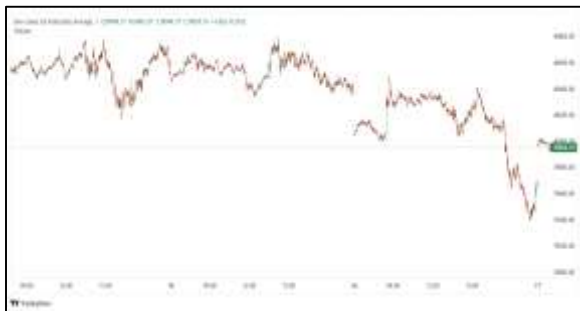
Monday, May 4, 2026



Technicals



S&P 500	RSI (20:80)	Sto Fast
	71.71	92.24% 91.64%



Dow Jones	RSI (20:80)	Sto Fast
	62.75	71.10% 74.06%

US Stock Market

DJIA	S&P 500	NASDAQ
49,499.27	7,230.12	25,114.44
-0.31%	+0.29%	+0.89%

The S&P 500 and the Nasdaq advanced to record closing highs on Friday, boosted by robust earnings and a dip in crude prices, and turning the page on their biggest monthly percentage gains in years.

The S&P 500 joined the Nasdaq in positive territory, with tech strength putting the latter out front. Both indexes logged their sixth consecutive weekly advances, their longest run of weekly gains since October 2024. The blue-chip Dow ended the session modestly lower.

The Dow Jones Industrial Average (.DJI), fell 152.87 points, or 0.31%, to 49,499.27, the S&P 500 (.SPX), gained 21.11 points, or 0.29%, to 7,230.12 and the Nasdaq Composite (.IXIC), gained 222.13 points, or 0.89%, to 25,114.44.

Advancing issues outnumbered decliners by a 1.18-to-1 ratio on the NYSE. There were 578 new highs and 63 new lows on the NYSE. On the Nasdaq, 2,957 stocks rose and 1,753 fell as advancing issues outnumbered decliners by a 1.69-to-1 ratio.

The S&P 500 posted 45 new 52-week highs and 13 new lows while the Nasdaq Composite recorded 132 new highs and 51 new lows.

Major Economic Releases for Today

Period	Event	GMT	Forecast	Previous
MAY	Employment Change (Q1)	3:45	0.30%	0.50%
MAY	Labour Cost Index (QoQ) (Q1)	3:45	0.40%	0.40%
MAY	Participation Rate (Q1)	3:45	--	70.50%
MAY	Unemployment Rate (Q1)	3:45	5.40%	5.40%
MAY	RBA Interest Rate Decision	9:30	4.35%	4.10%

Dow Jones Industrial Average

At the close in NYSE, the Dow Jones Industrial Average lost 0.31%. The best performers of the session on the Dow Jones Industrial Average were Salesforce Inc (NYSE:CRM), which rose 4.13% or 7.29 points to trade at 183.82 at the close. Meanwhile, Apple Inc (NASDAQ:AAPL) added 3.20% or 8.69 points to end at 280.04 and Merck & Company Inc (NYSE:MRK) was up 2.73% or 2.98 points to 112.16 in late trade.

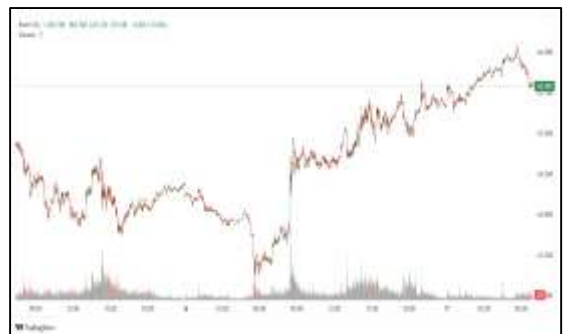


The worst performers of the session were Amgen Inc (NASDAQ:AMGN), which fell 4.77% or 16.53 points to trade at 329.72 at the close. 3M Company (NYSE:MMM) declined 2.74% or 4.02 points to end at 142.50 and McDonald's Corporation (NYSE:MCD) was down 2.37% or 6.95 points to 286.64.



NASDAQ 100

At the close in NYSE, the NASDAQ Composite index climbed 0.89%. The top performers on the NASDAQ Composite were AIOS Tech Inc (NASDAQ:AIOS) which rose 138.87% to 22.00, Cue Biopharma (NASDAQ:CUE) which was up 105.97% to settle at 30.36 and Sobr Safe Inc (NASDAQ:SOBR) which gained 79.67% to close at 0.98.



The worst performers were Sadot Group Inc (NASDAQ:SDOT) which was down 51.79% to 0.47 in late trade, Smart Power Corp (NASDAQ:CREG) which lost 38.12% to settle at 0.55 and Hub Cyber Security Ltd (NASDAQ:HUBC) which was down 34.43% to 0.54 at the close.

OIL

Oil prices eased on Monday after U.S. President Donald Trump said the United States would begin an effort to free up ships stranded in the Strait of Hormuz, however the lack of a U.S.-Iran peace deal kept prices supported above \$100.



Brent crude futures fell 64 cents, or 0.59%, to \$107.53 a barrel by 2308 GMT after settling down \$2.23 on Friday. U.S. West Texas Intermediate was at \$101.10 a barrel, down 84 cents, or 0.82%, following a \$3.13 loss on Friday.

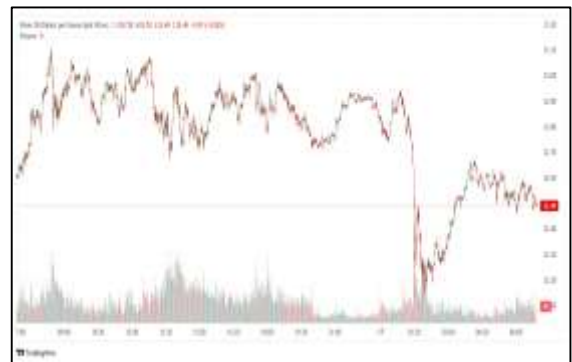
Precious and Base Metals

Gold prices nudged lower in thin trade on Monday, weighed down by inflation worries that clouded the U.S. monetary policy outlook, while markets awaited developments in U.S.-Iran peace negotiations.

Spot gold was down 0.2% at \$4,606.38 per ounce, as of 0307 GMT. U.S. gold futures for June delivery fell 0.6% to \$4,617.40.

While gold is considered an inflation hedge, high interest rates make yield-bearing assets more attractive, weighing on bullion's appeal.

Spot silver rose 0.5% to \$75.69 per ounce, platinum gained 0.8% to \$2,003.90, and palladium was up 0.5% at \$1,532.87.



Traditional Agricultures

Soybeans futures closed the Friday session with 5 3/4 to 12 3/4 cent gains, as May was 24 cents higher this week. November was up 27 cents on the week. The cmdtyView national average Cash Bean price was up 13 1/2 cents at \$11.37 3/4.



Corn futures posted gains of 1 1/4 to 5 1/2 cents across the board on Friday, with May rallying 13 1/4 cents on the week. December was 14 1/2 cents higher this week. The CmdtyView national average Cash Corn price was 7 cents higher on the day to \$4.39 3/4.



The wheat complex closed Friday with most exchanges higher. Chicago SRW futures saw steady to 5 cent higher trade, as May was 16 1/4 cents in the green since last Friday. MPLS spring wheat was mixed, with contracts down 1 3/4 to 9 3/4 cents higher on Friday, as May was 28 1/2 cents higher over the week.

Future Settlement Price Monday, May 04th , 2 0 2 6

Instrument	Last	Net Change	High	Low	Volume
S & P 500	7,269.25	11.25	7,279.75	7,254.25	55,873.00
NASDAQ 100	27,947.00	111.25	27,951.50	27,800.25	51,041.00
Dow Jones	49,614.00	-32.00	49,805.00	49,573.00	5,202.00
Gold	4,620.30	-24.20	4,650.60	4,602.00	14,011.00
Silver	76.07	-0.37	76.53	75.53	3,315.00
Copper	5.98	0.00	6.04	5.96	28,052.00
Crude Oil	101.46	-0.48	102.33	99.11	26,085.00
Platinum	2,011.90	17.30	2,028.70	1,962.30	10,186.00
Palladium	1,546.10	12.80	1,568.00	1,519.00	3,748.00
Natural Gas	2.83	0.05	2.84	2.75	6,477.00
Wheat	633-4	-6.00	639-2	632-0	4,921.00
Soy Beans	1209-4	4.00	1212-2	1202-2	10,254.00
Corn	478-4	-7.00	481-4	477-6	15,027.00

Daily Swings (The Pivot Levels)

Instrument	Trading Range						
	S3	S2	S1	Pivot	R1	R2	R3
Dow Jones	48,035.29	48,399.11	49,025.62	49,389.44	50,015.95	50,379.77	51,006.28
S & P 500	7,056.49	7,091.32	7,150.17	7,185.00	7,243.85	7,278.68	7,337.53
NASDAQ 100	26,699.73	26,864.57	27,158.35	27,323.19	27,616.97	27,781.81	28,075.59
Gold	4,595.64	4,609.24	4,617.20	4,630.80	4,638.76	4,652.36	4,660.32
Silver	75.29	75.59	75.90	76.20	76.51	76.81	77.12
Copper	5.96	5.97	5.98	5.99	5.99	6.01	6.01
Crude Oil	101.31	101.54	101.71	101.94	102.11	102.34	102.51
Platinum	2,005.34	2,008.57	2,014.49	2,017.7	2,023.64	2,026.87	2,032.79
Palladium	1,530.25	1,534.00	1,538.25	1,542.0	1,546.25	1,550.00	1,554.25
Natural Gas	2.81	2.82	2.83	2.83	2.84	2.84	2.85
Wheat	632.93	633.51	633.95	634.54	634.98	635.57	636.01
Cotton	83.60	83.75	83.92	84.07	84.24	84.39	84.56
Corn	476.92	477.76	478.32	479.16	479.72	480.56	481.12

Source: - News & Quotes (Reuters, Investing, Bloomberg, FXStreet, Barchart)

Disclaimer: This document has been prepared by IGI Finex Securities Limited and is for information purposes only. Whilst every effort has been made to ensure that all the information (including any recommendations or opinions expressed) contained in this document (the information) is not misleading or unreliable, IGI Finex Securities Limited makes no representation as to the accuracy or completeness of the information. Neither IGI Finex Securities Limited nor any director, officer or employee of IGI Finex Securities Limited shall in any manner be liable or responsible for any loss that may be occasioned as consequence of a party relying on the information. This document takes no account of the investment objectives, financial situation and particular needs of investors, who shall seek further professional advice before making any investment decision. This document and the information may not be reproduced, distributed or published by any recipient for any purpose.

Contact Details

Commodity Team

Zaeem Haider Khan	Head of Commodities	Tel: (+92-21) 35301405	zaeem.haider@igi.com.pk
Shakeel Ahmad	Branch Manager – Faisalabad	Tel: (+92-41) 2540843-45	shakeel.ahmad1@igi.com.pk
Ehsan Ul Haq	Trader – Lahore	Tel: (+92-42) 3830559-68	ehsan.haq@igi.com.pk
Dil Muhammad	Trader – Lahore	Tel: (+92-41) 2540843-45	dil.muhammad@igi.com.pk
Inamullah Shakir	Trader – Islamabad	Tel: (+92-21) 32429613-14	inam.ullah@igi.com.pk
Sheikh Muhammad Imran	Trader – Karachi	Tel: (+92-21) 35301684	imran.ahmed@igi.com.pk
Asif Saleem	Branch Manager – Rahim Yar Khan	Tel: (+92-68) 5871652-6	asif.saleem@igi.com.pk
Mahtab Ali	Branch Manager – Multan	Tel: (+92-61) 4512003	mahtab.ali@igi.com.pk

Research Team

Abdullah Farhan	Head of Research	Tel: (+92-21) 111-234-234 Ext: 912	abdullah.farhan@igi.com.pk
Sakina Makati	Research Analyst	Tel: (+92-21) 111-234-234 Ext: 810	sakina.makati@igi.com.pk
Syed Muzammil Hassan Rizvi	Research Analyst	Tel: (+92-21) 111-234-234 Ext: 569	muzammil.rizvi@igi.com.pk
Sufyan Siddiqui	Database Officer	Tel: (+92-21) 111-234-234 Ext: 888	sufyan.siddiqui@igi.com.pk

IGI Finex Securities Limited

Trading Rights Entitlement Certificate (TREC) Holder of Pakistan Stock Exchange Limited |
Corporate member of Pakistan Mercantile Exchange Limited
Website: www.igisecurities.com.pk

Head Office

Suite No 701-713, 7th Floor, The Forum, G-20,
Khayaban-e-Jami Block-09, Clifton, Karachi-75600
UAN: (+92-21) 111-444-001 | (+92-21) 111-234-234
Fax: (+92-21) 35309169, 35301780

Lahore Office

Shop # G-009, Ground Floor,
Packages Mall
Tel: (+92-42) 38303560-69
Fax: (+92-42) 38303559

Islamabad Office

3rd Floor, Kamran Centre,
Block- B, Jinnah Avenue, Blue Area
Tel: (+92-51) 2604861-2, 2604864,
2273439
Fax: (+92-51) 2273861

Faisalabad Office

Office No. 2, 5 & 8, Ground Floor, The
Regency International 949, The Mall
Faisalabad
Tel: (+92-41) 2540843-45

Rahim Yar Khan Office

Plot # 12, Basement of Khalid Market,
Model Town, Town Hall Road
Tel: (+92-68) 5871652-3
Fax: (+92-68) 5871651

Multan Office

Mezzanine Floor, Abdali Tower,
Abdali Road
Tel: (92-61) 4512003, 4571183