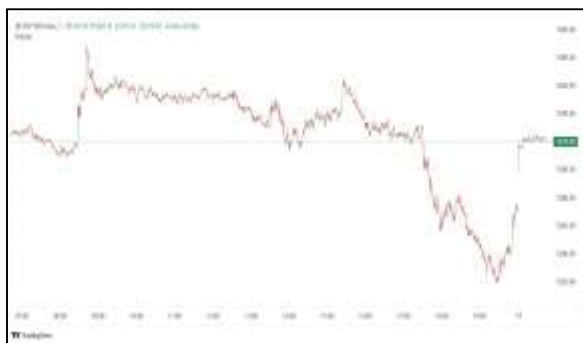


Commodities and Indices Market View

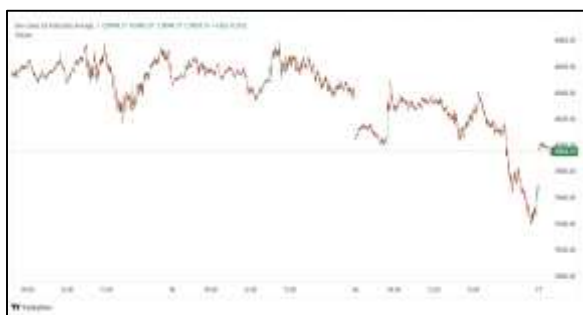
Thursday, January 8, 2026



Technicals



S&P 500	RSI (20:80)	Sto Fast
	57.50	77.52% 86.86%



Dow Jones	RSI (20:80)	Sto Fast
	59.98	70.20% 81.74%

US Stock Market

DJIA	S&P 500	NASDAQ
48,996.08	6,920.93	23,584.27
-0.94%	-0.34%	+0.16%

The S&P 500 ended lower on Wednesday, pulled down by declines in JPMorgan, Blackstone and other financials, while Nvidia and Alphabet lifted the Nasdaq as investors shifted toward AI-related stocks. Drops in the S&P 500 and Dow Jones Industrial Average followed intraday record highs earlier in the session.

The S&P 500 is trading at about 22 times expected earnings, down from 23 in November, but above the index's five-year average of 19, according to LSEG data.

The S&P 500 declined 0.34% to end the session at 6,920.93 points. The Nasdaq gained 0.16% to 23,584.28 points, while the Dow Jones Industrial Average declined 0.94% to 48,996.08 points.

Declining stocks outnumbered rising ones within the S&P 500 (.AD.SPX), by a 3.4-to-one ratio.

The S&P 500 posted 28 new highs and 17 new lows; the Nasdaq recorded 106 new highs and 58 new lows.

Volume on U.S. exchanges was relatively heavy, with 17.4 billion shares traded, compared with an average of 16.2 billion shares over the previous 20 sessions.

Major Economic Releases for Today

Period	Event	GMT	Forecast	Previous
JAN	Unemployment Rate	6:30	6.60%	6.50%
JAN	Average Hourly Earnings (MoM)	6:30	0.30%	0.10%
JAN	Average Hourly Earnings (YoY)	6:30	3.60%	3.50%
JAN	Consumer Price Index (YoY)	6:30	0.90%	0.70%
JAN	Consumer Price Index (MoM)	6:30	--	0.10%

Dow Jones Industrial Average

At the close in NYSE, the Dow Jones Industrial Average lost 0.94%. The best performers of the session on the Dow Jones Industrial Average were Amgen Inc (NASDAQ:AMGN), which rose 3.47% or 11.47 points to trade at 341.64 at the close. Meanwhile, Johnson & Johnson (NYSE:JNJ) added 1.31% or 2.69 points to end at 207.48 and Salesforce Inc (NYSE:CRM) was up 1.22% or 3.22 points to 266.12 in late trade.

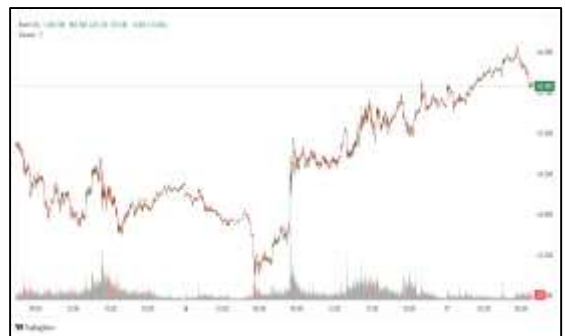


The worst performers of the session were Caterpillar Inc (NYSE:CAT), which fell 4.26% or 26.57 points to trade at 596.52 at the close. Nike Inc (NYSE:NKE) declined 3.26% or 2.13 points to end at 63.22 and Honeywell International Inc (NASDAQ:HON) was down 2.65% or 5.43 points to 199.51.



NASDAQ 100

At the close in NYSE, the NASDAQ Composite index gained 0.16%. The top performers on the NASDAQ Composite were SMX Security Matters Ord Shs Class A (NASDAQ:SMX) which rose 76.14% to 33.96, Regencell Bioscience Holdings Ltd (NASDAQ:RGC) which was up 60.10% to settle at 52.88 and Nuvve Holding Corp (NASDAQ:NVVE) which gained 59.55% to close at 3.51.



The worst performers were Ascent Solar Technologies Inc (NASDAQ:ASTI) which was down 25.33% to 3.95 in late trade, Next Technology Holding Inc (NASDAQ:NXTT) which lost 22.54% to settle at 7.15 and Brand Engagement Network Inc (NASDAQ:BNAI) which was down 19.49% to 3.76 at the close.



OIL

Oil prices rose on Thursday, after two days of declines, as a larger-than-expected draw in U.S. crude inventories provided some impetus for investors to buy futures while they monitor developments in Venezuela.

Brent crude futures climbed 24 cents, or 0.40%, to \$60.20 a barrel by 0343 GMT, while U.S. West Texas Intermediate crude was at \$56.21 a barrel, up 22 cents, or 0.39%. Both benchmarks fell more than 1% for a second day on Wednesday.

Precious and Base Metals

Gold prices dipped on Thursday, pressured by a firm dollar as investors geared up for a key jobs report later this week that could provide more hints on U.S. monetary policy moves and while they assess the U.S. pressure on Venezuela.

Spot gold lost 0.3% to \$4,440.67 per ounce as of 0344 GMT, dipping from an over one-week high hit in the last session. U.S. gold futures for February delivery also fell 0.3% to \$4,449.60.

Spot silver lost 0.4% to \$77.85 per ounce, after hitting an all-time high of \$83.62 on December 29.

Spot platinum was down 0.8% to \$2,288.23 per ounce, after scaling a record peak of \$2,478.50 last Monday.

Palladium shed 0.5% to \$1,756.42 per ounce.



Traditional Agricultures

Soybeans were in rally mode on Wednesday, with contracts closing 10 to 11 cents in the front months. The cmdtyView national average Cash Bean price was 11 1/2 cents higher at \$9.94 3/4.

Corn futures were pushing higher into the Wednesday close, as contracts were 2 to 3 cents higher in the nearbys. The CmdtyView national average Cash Corn price was up 2 1/2 cents at \$4.08 3/4.

The wheat complex was in rally mode on Wednesday, with all three exchanges closing higher. Chicago SRW futures were 6 to 8 cents higher on the session. KC HRW futures posted 10 cent front month gains on Wednesday. MPLS spring wheat was up 3 to 4 cents on Wednesday.



Future Settlement Price Thursday, January 08th , 2 0 2 6					
Instrument	Last	Net Change	High	Low	Volume
S & P 500	6,955.00	-8.25	6,969.50	6,953.25	36,152.00
NASDAQ 100	25,786.75	-52.00	25,849.75	25,769.75	19,363.00
Dow Jones	49,169.00	-70.00	49,272.00	49,149.00	6,953.00
Gold	4,445.10	-17.40	4,475.20	4,441.70	22,467.00
Silver	77.54	-0.07	78.90	77.30	17,555.00
Copper	5.86	-0.20	6.07	5.84	70,453.00
Crude Oil	56.28	0.29	56.46	56.14	9,335.00
Platinum	2,268.60	-183.80	2,487.80	2,233.50	38,134.00
Palladium	1,785.10	-99.60	1,917.50	1,745.00	9,103.00
Natural Gas	2.95	0.04	2.96	2.93	1,657.00
Wheat	518-4	-4.00	520-0	518-0	1,538.00
Soy Beans	1063-4	-7.00	1067-2	1063-0	9,421.00
Corn	445-6	-1.00	446-4	445-4	5,813.00

Daily Swings (The Pivot Levels)							
		Trading Range					
Instrument	S3	S2	S1	Pivot	R1	R2	R3
Dow Jones	48,501.20	48,712.52	49,087.30	49,298.61	49,673.39	49,884.70	50,259.49
S & P 500	6,871.66	6,887.84	6,916.33	6,932.51	6,961.00	6,977.18	7,005.67
NASDAQ 100	25,266.43	25,347.26	25,493.48	25,574.30	25,720.52	25,801.34	25,947.57
Gold	4,346.64	4,389.77	4,426.14	4,469.27	4,505.64	4,548.77	4,585.14
Silver	68.43	72.25	74.93	78.76	81.44	85.26	87.94
Copper	5.55	5.70	5.78	5.92	6.01	6.15	6.23
Crude Oil	54.04	54.90	55.45	56.31	56.86	57.72	58.27
Platinum	1,917.84	2,075.67	2,172.14	2,329.9	2,426.44	2,584.27	2,680.74
Palladium	1,541.74	1,643.37	1,714.24	1,815.8	1,886.74	1,988.37	2,059.24
Natural Gas	3.26	3.34	3.43	3.51	3.61	3.68	3.78
Wheat	500.41	504.83	511.41	515.83	522.41	526.83	533.41
Cotton	63.74	64.27	64.56	65.09	65.38	65.91	66.20
Corn	441.09	442.42	444.59	445.92	448.09	449.42	451.59

Source: - News & Quotes (Reuters, Investing, Bloomberg, FXStreet, Barchart)

Disclaimer: This document has been prepared by IGI Finex Securities Limited and is for information purposes only. Whilst every effort has been made to ensure that all the information (including any recommendations or opinions expressed) contained in this document (the information) is not misleading or unreliable, IGI Finex Securities Limited makes no representation as to the accuracy or completeness of the information. Neither IGI Finex Securities Limited nor any director, officer or employee of IGI Finex Securities Limited shall in any manner be liable or responsible for any loss that may be occasioned as consequence of a party relying on the information. This document takes no account of the investment objectives, financial situation and particular needs of investors, who shall seek further professional advice before making any investment decision. This document and the information may not be reproduced, distributed or published by any recipient for any purpose.

Contact Details

Commodity Team

Zaeem Haider Khan	Head of Commodities	Tel: (+92-21) 35301405	zaeem.haider@igi.com.pk
Shakeel Ahmad	Branch Manager – Faisalabad	Tel: (+92-41) 2540843-45	shakeel.ahmad1@igi.com.pk
Ehsan Ul Haq	Trader – Lahore	Tel: (+92-42) 3830559-68	ehsan.haq@igi.com.pk
Dil Muhammad	Trader – Lahore	Tel: (+92-41) 2540843-45	dil.muhammad@igi.com.pk
Inamullah Shakir	Trader – Islamabad	Tel: (+92-21) 32429613-14	inam.ullah@igi.com.pk
Sheikh Muhammad Imran	Trader – Karachi	Tel: (+92-21) 35301684	imran.ahmed@igi.com.pk
Asif Saleem	Branch Manager – Rahim Yar Khan	Tel: (+92-68) 5871652-6	asif.saleem@igi.com.pk
Mahtab Ali	Branch Manager – Multan	Tel: (+92-61) 4512003	mahtab.ali@igi.com.pk

Research Team

Abdullah Farhan	Head of Research	Tel: (+92-21) 111-234-234 Ext: 912	abdullah.farhan@igi.com.pk
Sakina Makati	Research Analyst	Tel: (+92-21) 111-234-234 Ext: 810	sakina.makati@igi.com.pk
Syed Muzammil Hassan Rizvi	Research Analyst	Tel: (+92-21) 111-234-234 Ext: 569	muzammil.rizvi@igi.com.pk
Sufyan Siddiqui	Database Officer	Tel: (+92-21) 111-234-234 Ext: 888	sufyan.siddiqui@igi.com.pk

IGI Finex Securities Limited

Trading Rights Entitlement Certificate (TREC) Holder of Pakistan Stock Exchange Limited |

Corporate member of Pakistan Mercantile Exchange Limited

Website: www.igisecurities.com.pk

Head Office

Suite No 701-713, 7th Floor, The Forum, G-20,
Khayaban-e-Jami Block-09, Clifton, Karachi-75600

UAN: (+92-21) 111-444-001 | (+92-21) 111-234-234

Fax: (+92-21) 35309169, 35301780

Lahore Office

Shop # G-009, Ground Floor,
Packages Mall

Tel: (+92-42) 38303560-69

Fax: (+92-42) 38303559

Islamabad Office

3rd Floor, Kamran Centre,
Block- B, Jinnah Avenue, Blue Area
Tel: (+92-51) 2604861-2, 2604864,
2273439

Fax: (+92-51) 2273861

Faisalabad Office

Office No. 2, 5 & 8, Ground Floor, The
Regency International 949, The Mall
Faisalabad

Tel: (+92-41) 2540843-45

Rahim Yar Khan Office

Plot # 12, Basement of Khalid Market,
Model Town, Town Hall Road

Tel: (+92-68) 5871652-3

Fax: (+92-68) 5871651

Multan Office

Mezzanine Floor, Abdali Tower,
Abdali Road

Tel: (92-61) 4512003, 4571183

IGI Finex Securities Limited

© Copyright 2024 IGI Finex Securities Limited