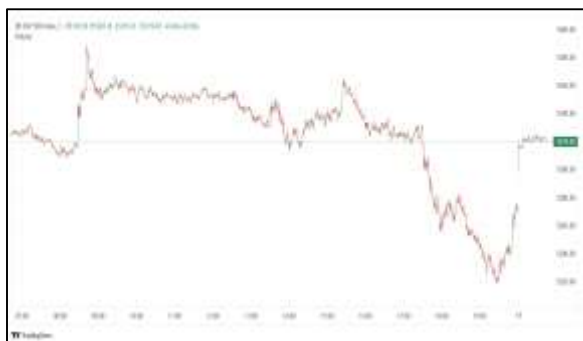


Commodities and Indices Market View

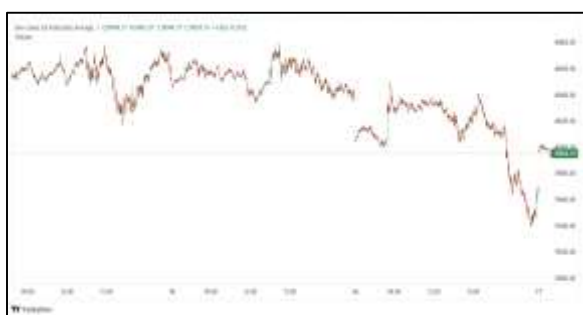
Wednesday, April 22, 2026



Technicals



S&P 500	RSI (20:80)	Sto Fast
	67.99	96.04% 93.00%



Dow Jones	RSI (20:80)	Sto Fast
	64.53	93.17% 90.00%

US Stock Market

DJIA	S&P 500	NASDAQ
49,149.38	7,064.01	24,259.96
-0.59%	-0.63%	-0.59%

U.S. stocks closed lower on Tuesday, with early gains evaporating as renewed concerns about the Middle East war outweighed initial optimism over a round of solid corporate earnings.

Stocks have rallied in recent weeks on the belief that a peace deal could be on the horizon.

The Dow Jones Industrial Average (.DJI), fell 293.18 points, or 0.59%, to 49,149.38, the S&P 500 (.SPX), lost 45.13 points, or 0.63%, to 7,064.01 and the Nasdaq Composite (.IXIC), lost 144.43 points, or 0.59%, to 24,259.96.

The benchmark S&P index had earlier been up as much as 0.4% on the day.

Declining issues outnumbered advancers by a 2.67-to-1 ratio on the NYSE and by a 2.53-to-1 ratio on the Nasdaq.

The S&P 500 posted 50 new 52-week highs and four new lows while the Nasdaq Composite recorded 144 new highs and 62 new lows.

Volume on U.S. exchanges was 18.08 billion shares, compared with the 18.4 billion average for the full session over the last 20 trading days.

Major Economic Releases for Today

Period	Event	GMT	Forecast	Previous
APR	Consumer Price Index (MoM)	11:00	0.60%	0.40%
APR	Consumer Price Index (YoY)	11:00	3.30%	3.00%
APR	Core Consumer Price Index (YoY)	11:00	3.20%	3.20%
APR	PPI Core Output (MoM) n.s.a	11:00	--	-0.80%
APR	PPI Core Output (YoY) n.s.a	11:00	--	1.90%

Dow Jones Industrial Average

At the close in NYSE, the Dow Jones Industrial Average declined 0.59%. The best performers of the session on the Dow Jones Industrial Average were Unitedhealth Group (NYSE:UNH), which rose 6.96% or 22.53 points to trade at 346.01 at the close. Meanwhile, Cisco Systems Inc (NASDAQ:CSCO) added 2.31% or 2.03 points to end at 89.74 and Chevron Corp (NYSE:CVX) was up 1.50% or 2.74 points to 185.99 in late trade.

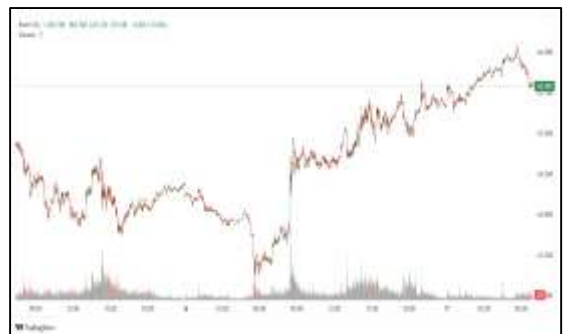


The worst performers of the session were Merck & Company Inc (NYSE:MRK), which fell 3.87% or 4.53 points to trade at 112.57 at the close. Honeywell International Inc (NASDAQ:HON) declined 3.25% or 7.47 points to end at 222.27 and Sherwin-Williams Co (NYSE:SHW) was down 2.72% or 9.35 points to 334.59.



NASDAQ 100

At the close in NYSE, the NASDAQ Composite index declined 0.59%. The top performers on the NASDAQ Composite were Faraday Future Intelligent Electric Inc (NASDAQ:FFAI) which rose 85.52% to 0.53, Electro-Sensors Inc (NASDAQ:ELSE) which was up 74.60% to settle at 7.63 and Republic Power Group Ltd (NASDAQ:RPGL) which gained 58.47% to close at 0.72.



The worst performers were Hub Cyber Security Ltd (NASDAQ:HUBC) which was down 54.41% to 2.53 in late trade, Linkage Global Inc (NASDAQ:LGCB) which lost 31.12% to settle at 0.79 and Sow Good Inc (NASDAQ:SOWG) which was down 30.30% to 0.17 at the close.

OIL

Oil prices turned lower on Wednesday after rising about \$1 at the start of trade in Asia, with investors assessing the outlook for U.S.-Iran peace talks following the U.S. extension of a ceasefire.



Brent crude futures were down 21 cents, or 0.2%, at \$98.27 a barrel at 0039 GMT, after touching \$99.38 earlier in the session. West Texas Intermediate futures fell 28 cents, or 0.3%, to \$89.39, after climbing as high as \$90.71.

Precious and Base Metals

Gold prices firmed on Wednesday as lower oil prices, following a U.S. extension of a ceasefire with Iran, eased fears of an inflation spike and prolonged high interest rates.

Spot gold rose 0.9% to \$4,755.11 per ounce, as of 0225 GMT, after falling to its lowest level since April 13 on Tuesday. U.S. gold futures for June delivery gained 1.1% to \$4,772.90.

Gold prices have fallen about 8% since the U.S. and Israel launched strikes on Iran in late February.

Spot silver rose 1.5% to \$77.84 per ounce, platinum gained 1.5% to \$2,067.25, and palladium was up 1.8% at \$1,560.31.



Traditional Agricultures

Soybeans were in rally mode on Tuesday, with bean oil continuing to pull the market higher, up 6 ¾ to 9 1/4 cents on the beans. The cmdtyView national average Cash Bean price was up 9 1/4 cents at \$11.11 ¾

Corn futures closed the Tuesday trade with contracts 1 ½ to 3 cents higher on the session. The CmdtyView national average Cash Corn price was up 2 1/4 cents at \$4.18 1/2.

The wheat complex was back in rally mode with gains across the three markets on Tuesday. Chicago SRW futures were 5 to 8 cents higher on the session. KC HRW futures saw 7 ½ to 9 ¾ cent gains on the day. MPLS spring wheat was up 3 to 11 1/2 cents in the front months on Tuesday.



Future Settlement Price Wednesday, April 22nd, 2026

Instrument	Last	Net Change	High	Low	Volume
S & P 500	7,138.00	38.00	7,143.00	7,121.25	36,062.00
NASDAQ 100	26,816.00	181.25	26,837.75	26,727.75	28,038.00
Dow Jones	49,560.00	221.00	49,594.00	49,492.00	3,333.00
Gold	4,776.00	56.40	4,782.70	4,733.10	19,960.00
Silver	78.03	1.54	78.24	76.62	5,822.00
Copper	6.07	-0.04	6.13	6.03	20,981.00
Crude Oil	89.23	-0.44	90.71	88.76	22,587.00
Platinum	2,040.80	-46.40	2,108.50	2,017.20	10,671.00
Palladium	1,540.70	-28.10	1,585.50	1,527.00	2,507.00
Natural Gas	2.86	0.02	2.87	2.82	2,314.00
Wheat	612-4	-2.00	615-0	608-6	3,714.00
Soy Beans	1199-0	2.00	1201-2	1189-0	12,884.00
Corn	464-0	2.00	464-2	461-0	12,610.00

Daily Swings (The Pivot Levels)

Instrument	Trading Range						
	S3	S2	S1	Pivot	R1	R2	R3
Dow Jones	49,051.54	49,148.57	49,295.57	49,392.60	49,539.60	49,636.63	49,783.63
S & P 500	7,049.91	7,067.16	7,088.15	7,105.40	7,126.39	7,143.64	7,164.63
NASDAQ 100	26,187.61	26,300.06	26,445.20	26,557.66	26,702.80	26,815.26	26,960.40
Gold	4,513.72	4,600.26	4,678.08	4,764.62	4,842.44	4,928.98	5,006.80
Silver	70.42	72.93	75.12	77.64	79.83	82.34	84.53
Copper	5.86	5.91	5.96	6.02	6.07	6.12	6.17
Crude Oil	80.19	82.93	86.72	89.46	93.25	95.99	99.78
Platinum	1,930.20	1,973.85	2,016.70	2,060.3	2,103.20	2,146.85	2,189.70
Palladium	1,471.09	1,499.42	1,528.59	1,556.9	1,586.09	1,614.42	1,643.59
Natural Gas	2.58	2.61	2.65	2.69	2.73	2.76	2.80
Wheat	593.25	597.56	605.78	610.09	618.31	622.62	630.83
Cotton	78.26	78.90	79.88	80.52	81.50	82.14	83.12
Corn	454.92	456.90	459.44	461.42	463.97	465.94	468.49

Source: - News & Quotes (Reuters, Investing, Bloomberg, FXStreet, Barchart)

Disclaimer: This document has been prepared by IGI Finex Securities Limited and is for information purposes only. Whilst every effort has been made to ensure that all the information (including any recommendations or opinions expressed) contained in this document (the information) is not misleading or unreliable, IGI Finex Securities Limited makes no representation as to the accuracy or completeness of the information. Neither IGI Finex Securities Limited nor any director, officer or employee of IGI Finex Securities Limited shall in any manner be liable or responsible for any loss that may be occasioned as consequence of a party relying on the information. This document takes no account of the investment objectives, financial situation and particular needs of investors, who shall seek further professional advice before making any investment decision. This document and the information may not be reproduced, distributed or published by any recipient for any purpose.

Contact Details

Commodity Team

Zaeem Haider Khan	Head of Commodities	Tel: (+92-21) 35301405	zaeem.haider@igi.com.pk
Shakeel Ahmad	Branch Manager – Faisalabad	Tel: (+92-41) 2540843-45	shakeel.ahmad1@igi.com.pk
Ehsan Ul Haq	Trader – Lahore	Tel: (+92-42) 3830559-68	ehsan.haq@igi.com.pk
Dil Muhammad	Trader – Lahore	Tel: (+92-41) 2540843-45	dil.muhammad@igi.com.pk
Inamullah Shakir	Trader – Islamabad	Tel: (+92-21) 32429613-14	inam.ullah@igi.com.pk
Sheikh Muhammad Imran	Trader – Karachi	Tel: (+92-21) 35301684	imran.ahmed@igi.com.pk
Asif Saleem	Branch Manager – Rahim Yar Khan	Tel: (+92-68) 5871652-6	asif.saleem@igi.com.pk
Mahtab Ali	Branch Manager – Multan	Tel: (+92-61) 4512003	mahtab.ali@igi.com.pk

Research Team

Abdullah Farhan	Head of Research	Tel: (+92-21) 111-234-234 Ext: 912	abdullah.farhan@igi.com.pk
Sakina Makati	Research Analyst	Tel: (+92-21) 111-234-234 Ext: 810	sakina.makati@igi.com.pk
Syed Muzammil Hassan Rizvi	Research Analyst	Tel: (+92-21) 111-234-234 Ext: 569	muzammil.rizvi@igi.com.pk
Sufyan Siddiqui	Database Officer	Tel: (+92-21) 111-234-234 Ext: 888	sufyan.siddiqui@igi.com.pk

IGI Finex Securities Limited

Trading Rights Entitlement Certificate (TREC) Holder of Pakistan Stock Exchange Limited |
Corporate member of Pakistan Mercantile Exchange Limited
Website: www.igisecurities.com.pk

Head Office

Suite No 701-713, 7th Floor, The Forum, G-20,
Khayaban-e-Jami Block-09, Clifton, Karachi-75600
UAN: (+92-21) 111-444-001 | (+92-21) 111-234-234
Fax: (+92-21) 35309169, 35301780

Lahore Office

Shop # G-009, Ground Floor,
Packages Mall
Tel: (+92-42) 38303560-69
Fax: (+92-42) 38303559

Islamabad Office

3rd Floor, Kamran Centre,
Block- B, Jinnah Avenue, Blue Area
Tel: (+92-51) 2604861-2, 2604864,
2273439
Fax: (+92-51) 2273861

Faisalabad Office

Office No. 2, 5 & 8, Ground Floor, The
Regency International 949, The Mall
Faisalabad
Tel: (+92-41) 2540843-45

Rahim Yar Khan Office

Plot # 12, Basement of Khalid Market,
Model Town, Town Hall Road
Tel: (+92-68) 5871652-3
Fax: (+92-68) 5871651

Multan Office

Mezzanine Floor, Abdali Tower,
Abdali Road
Tel: (92-61) 4512003, 4571183