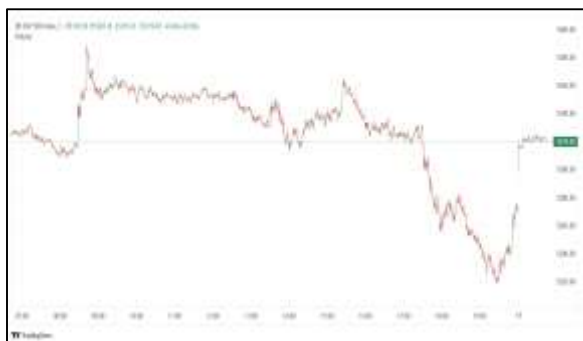


Commodities and Indices Market View

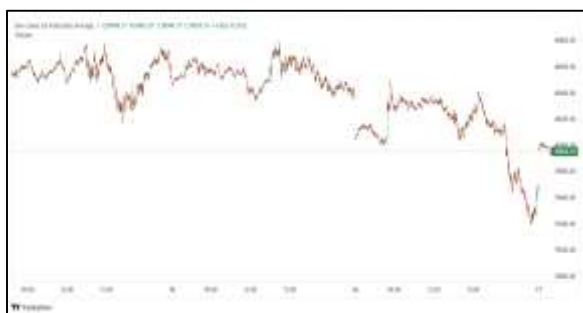
Tuesday, April 28, 2026



Technicals



S&P 500	RSI (20:80)	Sto Fast
	71.08	95.88% 97.31%



Dow Jones	RSI (20:80)	Sto Fast
	62.34	84.06% 79.69%

US Stock Market

DJIA	S&P 500	NASDAQ
49,167.79	7,173.91	24,887.10
-0.13%	+0.12%	+0.20%

The S&P 500 and the Nasdaq eked out modest gains on Monday in muted trading, as investors took a breath at the top of an eventful week, with earnings, economic data, the U.S. Federal Reserve's rate decision and the ebb and flow of Middle East tensions all crowding the docket.

All three major U.S. stock indexes wavered throughout the session, showing little conviction in either direction after last week's rally. The S&P 500 and the Nasdaq notched their latest in a series of record closing highs.

The session began with the S&P 500 up over 100% since the bull market began in October 2022.

The Dow Jones Industrial Average (.DJI), fell 62.67 points, or 0.13%, to 49,168.04, the S&P 500 (.SPX), gained 8.85 points, or 0.12%, to 7,173.93 and the Nasdaq Composite (.IXIC), gained 50.50 points, or 0.20%, to 24,887.10.

Advancing issues outnumbered decliners by a 1.1-to-1 ratio on the NYSE. There were 336 new highs and 47 new lows on the NYSE. On the Nasdaq, 2,189 stocks rose and 2,499 fell as declining issues outnumbered advancers by a 1.14-to-1 ratio.

Major Economic Releases for Today

Period	Event	GMT	Forecast	Previous
APR	Consumer Price Index (MoM)	5:00	0.60%	1.10%
APR	Consumer Price Index (YoY)	5:00	3.00%	2.70%
APR	Harmonized Index of Consumer Prices (MoM)	5:00	0.70%	1.20%
APR	Harmonized Index of Consumer Prices (YoY)	5:00	3.00%	2.80%
APR	BoC Interest Rate Decision	6:45	2.25%	2.25%

Dow Jones Industrial Average

At the close in NYSE, the Dow Jones Industrial Average fell 0.13%. The best performers of the session on the Dow Jones Industrial Average were NVIDIA Corporation (NASDAQ:NVDA), which rose 4.00% or 8.34 points to trade at 216.61 at the close. Meanwhile, Verizon Communications Inc (NYSE:VZ) added 1.55% or 0.72 points to end at 47.10 and American Express Company (NYSE:AXP) was up 1.52% or 4.76 points to 318.84 in late trade.

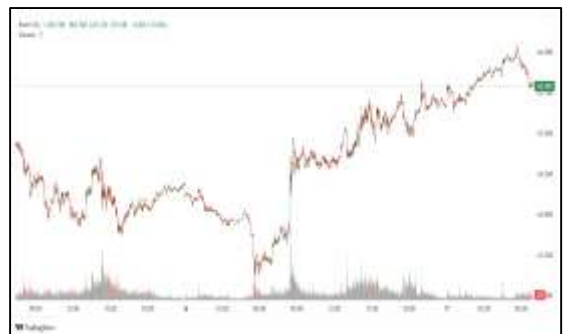


The worst performers of the session were McDonald's Corporation (NYSE:MCD), which fell 3.06% or 9.15 points to trade at 290.21 at the close. Walmart Inc (NASDAQ:WMT) declined 1.79% or 2.33 points to end at 127.59 and International Business Machines (NYSE:IBM) was down 1.69% or 3.93 points to 228.05.



NASDAQ 100

At the close in NYSE, the NASDAQ Composite index climbed 0.20%. The top performers on the NASDAQ Composite were AIOS Tech Inc (NASDAQ:AIOS) which rose 1,885.61% to 8.28, C3is Inc (NASDAQ:CISS) which was up 710.33% to settle at 3.42 and Direct Digital Holdings Inc (NASDAQ:DRCT) which gained 301.64% to close at 2.45.



The worst performers were American Rebel Holdings Inc (NASDAQ:AREB) which was down 82.97% to 1.10 in late trade, Chanson International Holding (NASDAQ:CHSN) which lost 70.71% to settle at 0.05 and Compass Therapeutics, Inc. (NASDAQ:CMPX) which was down 64.41% to 1.79 at the close.

OIL

Oil prices rose 1% on Tuesday, extending gains from the previous session, as efforts to end the U.S.-Iran war appear stalled, with the crucial Strait of Hormuz waterway still mainly shut, keeping energy supplies from the key Middle East producing region out of the reach of global buyers.



Brent crude futures for June climbed \$1.41, or 1.3%, to \$109.64 a barrel. U.S WTI crude for June rose \$1.27 a barrel, after gaining 2.1% in the previous session.

Precious and Base Metals

Gold prices eased on Tuesday, as investors watched for the impact of the Middle East conflict and stalled U.S.-Iran peace talks on the interest rate outlook of key central banks that meet this week.

Spot gold was down 0.2% at \$4,670.89 per ounce, as of 0350 GMT. U.S. gold futures for June delivery fell 0.2% to \$4,684.70.

While gold is considered an inflation hedge, high interest rates make yield-bearing assets more attractive, weighing on bullion's appeal.

Spot silver fell 1.2% to \$74.61 per ounce, platinum was steady at \$1,984.19.

While palladium was down 0.9% at \$1,463.



Traditional Agricultures

Soybeans were up 10 to 13 1/2 cents across the 2026 contracts on Monday, with deferreds up 5 to 9 1/2 cents. The cmdtyView national average Cash Bean price was up 13 3/4 cents at \$11.16 3/4.

Corn futures posted Monday gains of 1 1/4 to 5 3/4 cents across the board on Monday. The CmdtyView national average Cash Corn price was up 5 3/4 cents at \$4.25 1/4.

The wheat complex saw strength across most contracts on Monday. Chicago SRW futures were 11 1/2 to 13 1/4 cents higher on the day. KC HRW futures were 5 1/2 to 8 1/4 cents in the green at the close. MPLS spring wheat were steady to 1 3/4 cents higher.



Future Settlement Price Tuesday, April 28th , 2026

Instrument	Last	Net Change	High	Low	Volume
S & P 500	7,210.50	4.50	7,223.25	7,204.50	41,515.00
NASDAQ 100	27,426.00	-14.50	27,512.00	27,386.00	35,783.00
Dow Jones	49,403.00	61.00	49,439.00	49,347.00	3,202.00
Gold	4,682.40	-11.30	4,716.50	4,679.70	15,346.00
Silver	74.99	-0.58	76.71	74.68	6,693.00
Copper	6.08	-0.01	6.14	6.05	36,553.00
Crude Oil	97.45	1.08	97.81	96.24	14,772.00
Platinum	1,997.60	-32.80	2,041.70	1,984.60	10,536.00
Palladium	1,486.40	-23.50	1,510.50	1,474.00	2,627.00
Natural Gas	2.72	-0.01	2.73	2.71	2,617.00
Wheat	631-6	2.00	632-0	627-0	4,237.00
Soy Beans	1187-4	-8.00	1192-6	1184-4	10,382.00
Corn	469-6	-4.00	470-2	468-6	13,254.00

Daily Swings (The Pivot Levels)

Instrument	Trading Range						
	S3	S2	S1	Pivot	R1	R2	R3
Dow Jones	48,772.27	48,929.01	49,079.86	49,236.00	49,387.45	49,544.19	49,695.04
S & P 500	7,073.30	7,093.06	7,129.07	7,148.83	7,184.84	7,204.60	7,240.61
NASDAQ 100	26,760.80	26,873.60	27,088.63	27,201.42	27,416.45	27,529.24	27,744.27
Gold	4,655.60	4,672.50	4,683.60	4,700.50	4,711.60	4,728.50	4,739.60
Silver	73.25	73.97	74.42	75.14	75.59	76.31	76.76
Copper	6.03	6.05	6.06	6.08	6.09	6.11	6.12
Crude Oil	94.27	94.86	95.49	96.08	96.71	97.30	97.93
Platinum	1,986.14	1,993.92	1,998.59	2,006.3	2,011.04	2,018.82	2,023.49
Palladium	1,472.41	1,479.83	1,486.66	1,494.0	1,500.91	1,508.33	1,515.16
Natural Gas	2.66	2.67	2.68	2.69	2.70	2.71	2.72
Wheat	595.84	603.42	610.09	617.67	624.34	631.92	638.59
Cotton	76.80	77.53	78.44	79.17	80.08	80.81	81.72
Corn	457.34	459.67	461.59	463.92	465.84	468.17	470.09

Source: - News & Quotes (Reuters, Investing, Bloomberg, FXStreet, Barchart)

Disclaimer: This document has been prepared by IGI Finex Securities Limited and is for information purposes only. Whilst every effort has been made to ensure that all the information (including any recommendations or opinions expressed) contained in this document (the information) is not misleading or unreliable, IGI Finex Securities Limited makes no representation as to the accuracy or completeness of the information. Neither IGI Finex Securities Limited nor any director, officer or employee of IGI Finex Securities Limited shall in any manner be liable or responsible for any loss that may be occasioned as consequence of a party relying on the information. This document takes no account of the investment objectives, financial situation and particular needs of investors, who shall seek further professional advice before making any investment decision. This document and the information may not be reproduced, distributed or published by any recipient for any purpose.

Contact Details

Commodity Team

Zaeem Haider Khan	Head of Commodities	Tel: (+92-21) 35301405	zaeem.haider@igi.com.pk
Shakeel Ahmad	Branch Manager – Faisalabad	Tel: (+92-41) 2540843-45	shakeel.ahmad1@igi.com.pk
Ehsan Ul Haq	Trader – Lahore	Tel: (+92-42) 3830559-68	ehsan.haq@igi.com.pk
Dil Muhammad	Trader – Lahore	Tel: (+92-41) 2540843-45	dil.muhammad@igi.com.pk
Inamullah Shakir	Trader – Islamabad	Tel: (+92-21) 32429613-14	inam.ullah@igi.com.pk
Sheikh Muhammad Imran	Trader – Karachi	Tel: (+92-21) 35301684	imran.ahmed@igi.com.pk
Asif Saleem	Branch Manager – Rahim Yar Khan	Tel: (+92-68) 5871652-6	asif.saleem@igi.com.pk
Mahtab Ali	Branch Manager – Multan	Tel: (+92-61) 4512003	mahtab.ali@igi.com.pk

Research Team

Abdullah Farhan	Head of Research	Tel: (+92-21) 111-234-234 Ext: 912	abdullah.farhan@igi.com.pk
Sakina Makati	Research Analyst	Tel: (+92-21) 111-234-234 Ext: 810	sakina.makati@igi.com.pk
Syed Muzammil Hassan Rizvi	Research Analyst	Tel: (+92-21) 111-234-234 Ext: 569	muzammil.rizvi@igi.com.pk
Sufyan Siddiqui	Database Officer	Tel: (+92-21) 111-234-234 Ext: 888	sufyan.siddiqui@igi.com.pk

IGI Finex Securities Limited

Trading Rights Entitlement Certificate (TREC) Holder of Pakistan Stock Exchange Limited |
Corporate member of Pakistan Mercantile Exchange Limited
Website: www.igisecurities.com.pk

Head Office

Suite No 701-713, 7th Floor, The Forum, G-20,
Khayaban-e-Jami Block-09, Clifton, Karachi-75600
UAN: (+92-21) 111-444-001 | (+92-21) 111-234-234
Fax: (+92-21) 35309169, 35301780

Lahore Office

Shop # G-009, Ground Floor,
Packages Mall
Tel: (+92-42) 38303560-69
Fax: (+92-42) 38303559

Islamabad Office

3rd Floor, Kamran Centre,
Block- B, Jinnah Avenue, Blue Area
Tel: (+92-51) 2604861-2, 2604864,
2273439
Fax: (+92-51) 2273861

Faisalabad Office

Office No. 2, 5 & 8, Ground Floor, The
Regency International 949, The Mall
Faisalabad
Tel: (+92-41) 2540843-45

Rahim Yar Khan Office

Plot # 12, Basement of Khalid Market,
Model Town, Town Hall Road
Tel: (+92-68) 5871652-3
Fax: (+92-68) 5871651

Multan Office

Mezzanine Floor, Abdali Tower,
Abdali Road
Tel: (92-61) 4512003, 4571183