

# Day Break

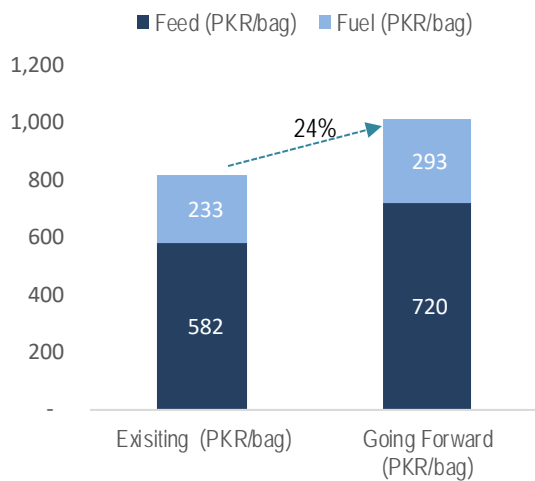
Thursday, 27 June 2019

## Sector Update

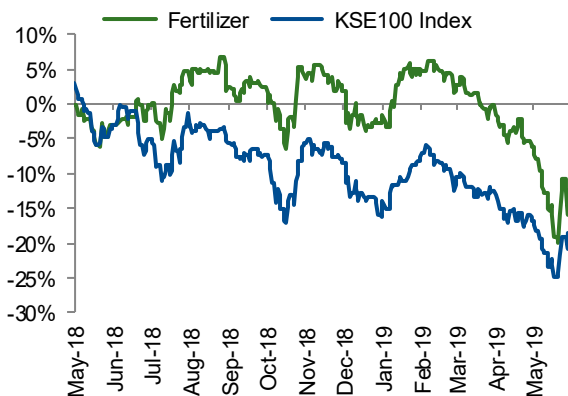
### Exhibit: Product wise impact (PKR/bag)

	Feed	Fuel	Total	Change
Urea	138.0	62.0	200.0	47%
DAP	60.0	-	60.0	24%
CAN	-	42.0	42.0	31%
NP	-	36.0	36.0	31%

### Exhibit: Increase in input costs for urea (incl.GIDC)



### Relative Performance to KSE 100



Source: Bloomberg, PSX & IGI Research

### Analyst

**Suleman Ashraf**

suleman.ashraf@igi.com.pk

Tel: (+92-21) 111-234-234 Ext.: 957

## Fertilizer

### ECC approves gas rate hike; price pass-on a likely scenario

- As per the latest news, ECC has approved 31% and 20% increase in gas prices to curb revenue shortfall of gas utility companies, SSGC and SNGPL. For fertilizer the gas rate on feed and fuel is increased from 62%/31% to PKR 300/1,021 MMbtu/ton
- The resulting gas price hike has a major bearing on sectors profitability with the impact hitting significantly on FFCs earnings, while EFERT and FATIMA receiving relatively minor brunt.
- We have determine the said impact for fertilizer companies, with the input cost rising to over PKR ~200/bag for urea manufacturers while PKR ~80/bag for combined CAN and NP production
- With local prices of urea crossing PKR1,850/bag this leaves sufficient room for manufactures to pass-on the impact. Hence, absorbing the impact of gas. We see, that a price pass-over of PKR 200/bag turns out beneficial for EFERT and FATIMA, leaving FFC and FFBL with minimal chunk of negative impact

### ECC approves gas price increase across the board

As per the latest news, ECC has approved 31% and 20% increase in gas prices to curb revenue shortfall of gas utility companies, SSGC and SNGPL. The percentage increase in gas prices is applicable for industrial sector, while different rates have been put forward for domestic sectors falling under different slabs. For fertilizer the gas rate on feed and fuel is increased from 62%/31% to PKR 300/1,021 MMbtu/ton. Inclusive of GIDC the total rate comes at PKR 600/1,171MMbtu/ton on feed and fuel.

### ...raising input costs to over PKR 200/bag for urea producers

We have determine the said impact for fertilizer companies, with the input cost rising to over PKR ~200/bag for urea manufacturers while PKR ~80/bag for combined CAN and NP production. For FFBL, in particular the increase pertains to feed gas only for DAP and urea production, since fuel requirement is met by Fauji Power. Likewise, for EFERT and FATIMA the proposed rate is relevant on fuel gas only as concessionary feed gas rate (USD 0.70/MMbtu) is applicable.

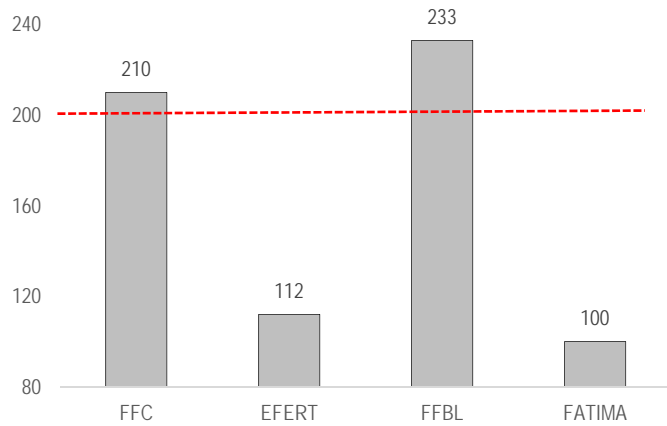
### EFERT and FATIMA to suffer relatively minimal impact

The resulting gas price hike has a major bearing on sectors profitability with the impact hitting significantly on FFCs earnings (PKR 5.04/share), while EFERT (PKR 1.91/share) and FATIMA (PKR 0.28/share) receiving relatively minor brunt. To recall, as has been the case earlier as well where back in Oct-18 the increase in gas price (PKR 120/bag) was passed on, chances are highly probable for the situation to reoccur as well.

### Urea selling at a significant discount from international prices; price pass-on expected

As per our findings international urea prices are currently hovering close to USD 360/ton, translating into landed price of PKR~2,400-2,500/bag. With local prices of urea crossing PKR1,850/bag this leaves sufficient room for manufactures to pass-on the impact. Hence, absorbing the impact of gas price hike. We see, that a price pass-over of PKR 200/bag turns out beneficial for EFERT and FATIMA, leaving FFC and FFBL with minimal chunk of negative impact. For FFBL in particular, the increase of PKR 200/bag won't be sufficient to absorb full cost owing to DAP production (further rise of PKR ~30/bag would offset the impact), putting company at disadvantageous position.

**Exhibit:** Company wise cost pass-on to offset the impact



**Exhibit:** Impact on earnings with gradual price increase

	FFC	EFERT	FFBL	FATIMA
-	(5.04)	(1.91)	(1.80)	(0.28)
40.0	(4.08)	(1.23)	(1.49)	(0.16)
80.0	(3.12)	(0.55)	(1.18)	(0.05)
120.0	(2.17)	0.13	(0.88)	0.06
160.0	(1.21)	0.81	(0.57)	0.18
200.0	(0.25)	1.49	(0.26)	0.29

Source: IGI Research, Company Accounts

**Recommendation**

We have a **“HOLD”** call on EFERT, based on our Dec-19 target price of PKR 71.6/share, offering +9% upside from its last closing. The company is currently trading at CY19E P/E of 6.50x and offers a dividend yield of 16.8%.

## Important Disclaimer and Disclosures

**Research Analyst(s) Certification:** The Research Analyst(s) hereby certify that the views about the company/companies and the security/securities discussed in this report accurately reflect his or her or their personal views and that he/she has not received and will not receive direct or indirect compensation in exchange for expressing specific recommendations or views in this report. The analyst(s) is principally responsible for the preparation of this research report and that he/she or his/her close family/relative does not own 1% or more of a class of common equity securities of the following company/companies covered in this report.

**Disclaimer:** The information and opinions contained herein are prepared by IGI Finex Securities Limited and is for information purposes only. Whilst every effort has been made to ensure that all the information (including any recommendations or opinions expressed) contained in this document (the information) is not misleading or unreliable, IGI Finex Securities Limited makes no representation as to the accuracy or completeness of the information. Neither, IGI Finex Securities Limited nor any director, officer or employee of IGI Finex Securities Limited shall in any manner be liable or responsible for any loss that may be occasioned as consequence of a party relying on the information. This document takes no account of the investment objectives, financial situation and particular needs of investors, who shall seek further professional advice before making any investment decision. The subject Company (ies) is a client of the IGI Finex Securities Limited and IGI Finex Securities offers brokerage services to subject company (ies) on a regular basis, in line with industry practice. This document and the information may not be reproduced, distributed or published by any recipient for any purpose. This report is not directed or intended for distribution to, or use by any person or entity not a client of IGI Finex Securities Limited, else directed for distribution.

**Rating system:** IGI Finex Securities employs three tier ratings system, depending upon expected total return (return is defined as capital gain exclusive of tax) of the security in stated time period, as follows:

Recommendation	Rating System
Buy	If target price on aforementioned security(ies) is more than 10%, from its last closing price(s)
Hold	If target price on aforementioned security(ies) is in between -10% and 10%, from its last closing price(s)
Sell	If target price on aforementioned security(ies) is less than -10%, from its last closing price(s)

**Time Horizon:** Dec – 2019

**Valuation Methodology:** The analyst(s) has used following valuation methodology to arrive at the target price of the said security (ies):

(Reserve Based DCF Valuation)

**Risk:** Investment in securities are subject to economic risk, market risk, interest rate risks, currency risks, and credit risks, political and geopolitical risks. The performance of company (ies) covered herein might unfavorably be affected by multiple factors including, business, economic, and political conditions. Hence, there is no assurance or guarantee that estimates, recommendation, opinion, etc. given about the security (ies)/company (ies) in the report will be achieved.

**Basic Definitions and Terminologies used:** **Target Price:** A price target is the projected price level of a financial security stated by an investment analyst or advisor. It represents a security's price that, if achieved, results in a trader recognizing the best possible outcome for his investment, **Last Closing:** Latest closing price, **Market Cap.:** Market capitalization is calculated by multiplying a company's shares outstanding by current trading price. **EPS:** Earnings per Share. **DPS:** Dividend per Share. **ROE:** Return on equity is the amount of net income returned as a percentage of shareholders' equity. **P/E:** Price to Earnings ratio of a company's share price to its per-share earnings. **P/B:** Price to Book ratio used to compare a stock's market value to its book value. **DY:** The dividend yield is dividend per share, divided by the price per share.

IGI Finex Securities Limited

**Research Analyst(s)**

Research Identity Number: BRP009

© Copyright 2018 IGI Finex Securities Limited

## Contact Details

### Research Team

Saad Khan	Head of Research	Tel: (+92-21) 111-234-234 Ext: 810	saad.khan@igi.com.pk
Abdullah Farhan	Senior Analyst	Tel: (+92-21) 111-234-234 Ext: 912	abdullah.farhan@igi.com.pk
Suleman Ashraf	Research Analyst	Tel: (+92-21) 111-234-234 Ext: 957	suleman.ashraf@igi.com.pk
Muhammad Saad	Research Analyst	Tel: (+92-21) 111-234-234 Ext: 816	muhammad.saad@igi.com.pk
Bharat Kishore	Database Officer	Tel: (+92-21) 111-234-234 Ext: 974	bharat.kishore@igi.com.pk

### Equity Sales

Faisal Jawed Khan	Head of Equities	Tel: (+92-21) 35301779	faisal.jawed@igi.com.pk
Zaeem Haider Khan	Regional Head (North)	Tel: (+92-42) 38303559-68	zaeem.haider@igi.com.pk
Muhammad Naveed	Regional Manager (Islamabad & Upper North)	Tel: (+92-51) 2604861-62	muhammad.naveed@igi.com.pk
Irfan Ali	Regional Manager (Faisalabad)	Tel: (+92-41) 2540843-45	irfan.ali@igi.com.pk
Asif Saleem	Branch Manager (RY Khan)	Tel: (+92-68) 5871652-56	asif.saleem@igi.com.pk
Mehtab Ali	Branch Manager (Multan)	Tel: (+92-61) 4512003	mahtab.ali@igi.com.pk
Zeeshan Kayani	Branch Manager (Abbottabad)	Tel: (+92-992) 408243-44	zeeshan.kayani@igi.com.pk
Ihsan Mohammad	Branch Manager (Peshawar)	Tel: (92-91) 5253035	ihsan.mohammad@igi.com.pk

### IGI Finex Securities Limited

Trading Rights Entitlement Certificate (TREC) Holder of  
Pakistan Stock Exchange Limited |  
Corporate member of Pakistan Mercantile Exchange Limited

### Head Office

Suite No 701-713, 7th Floor, The Forum, G-20,  
Khayaban-e-Jami Block-09, Clifton, Karachi-75600  
UAN: (+92-21) 111-444-001 | (+92-21) 111-234-234  
Fax: (+92-21) 35309169, 35301780  
Website: www.igisecurities.com.pk

### Stock Exchange Office

Room # 134, 3rd Floor, Stock Exchange Building,  
Stock Exchange Road, Karachi.  
Tel: (+92-21) 32429613-4, 32462651-2  
Fax: (+92-21) 32429607

### Lahore Office

Shop # G-009, Ground Floor,  
Packages Mall  
Tel: (+92-42) 38303560-69  
Fax: (+92-42) 38303559

### Faisalabad Office

Room #: 515-516, 5th Floor, State Life  
Building, 2- Liaqat Road  
Tel: (+92-41) 2540843-45  
Fax: (+92-41) 2540815

### Multan Office

Mezzanine Floor, Abdali Tower,  
Abdali Road  
Tel: (92-61) 4512003, 4571183

### Peshawar Office

2nd Floor, The Mall Tower,  
35 The Mall Saddar Cantt.  
Tel: (92-91) 5273035, 5223882

### Islamabad Office

Mezzanine Floor, Office 5, 6 & 7, Kashmir Plaza,  
Block- B, Jinnah Avenue, Blue Area  
Tel: (+92-51) 2604861-2, 2604864, 2273439  
Fax: (+92-51) 2273861

### Rahim Yar Khan Office

Plot # 12, Basement of Khalid Market,  
Model Town, Town Hall Road  
Tel: (+92-68) 5871652-3  
Fax: (+92-68) 5871651

### Abbottabad Office

Ground Floor, Al Fatah Shopping Center ,  
Opp. Radio Station, Mansehra Road  
Tel: (+92-99) 2408243 - 44

IGI Finex Securities Limited

### Research Analyst(s)

Research Identity Number: BRP009

© Copyright 2019 IGI Finex Securities Limited