

Company Update

Fauji Fertilizer Company Limited (FFC)

Target Price: PKR 155/share;

Upside: 35.4%

2022: Dividend yld: 16%, P/E: 5.1x

Market Price: PKR 114.5

52 weeks: 111.4 — 114.6

Return: (3M) 0.4%, (6M) -0.1%, (12M) 2.3%

Outstanding Shares: 1.27bn (FF#: 55)

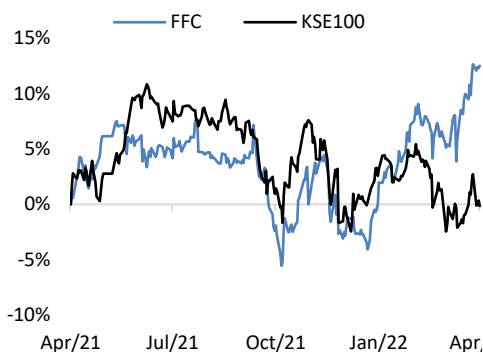
Market Capitalisation: PKR 141.7bn, US\$ 0.75bn

Exchange: KSE100, KSEALL, MSCI FM,

Key Financial Highlights

PKR/ Share	2021a	2022e	2023f
EPS	17.2	22.4	19.3
DPS	14.5	18	15.5
BVPS	37.3	41.7	45.5
ROE%	46%	54%	42%
P/E	6.7x	5.1x	5.9x
DY	12.7%	15.7%	13.5%
P/B	3.1x	2.7x	2.5x

Relative Price performance



Source: Company Accounts, PSX

Analyst

Abdullah Farhan

Abdullah.farhan@igi.com.pk

Tel: +92 21 111 234 234 Ext: 912

Huzaiifa Yaseen

Huzaiifa.yaseen@igi.com.pk

Tel: +92 21 111 234 234 Ext: 816

Fertilizer

FFC: Attractive Valuations Amid Rising Urea Prices; Healthy Cash Position Ensuring Stable Payout

- As per the market news urea manufacturers have increased prices per bag by PKR 150/bag. FFC has increased urea prices by PKR 150/bag. we expect this will increase our current EPS by 30% from PKR 17.2/share to PKR 22.4/share
- The company holds cash and cash equivalents of PKR 96.3 bn, which will help company to remain consistent with its dividend payouts Given FFC consistent payout history of average 85% next year projected DPS is expected to be PKR 18/share at the current prices dividend yield be 15.7%.
- FFC Script is currently trading at a price of 114.5, at CY22 P/E of 5.1x, with our Dec22 target price of 155/share, the script offers along with CY22E 15.7% dividend yield. Hence we recommend a "BUY" stance on the stock.

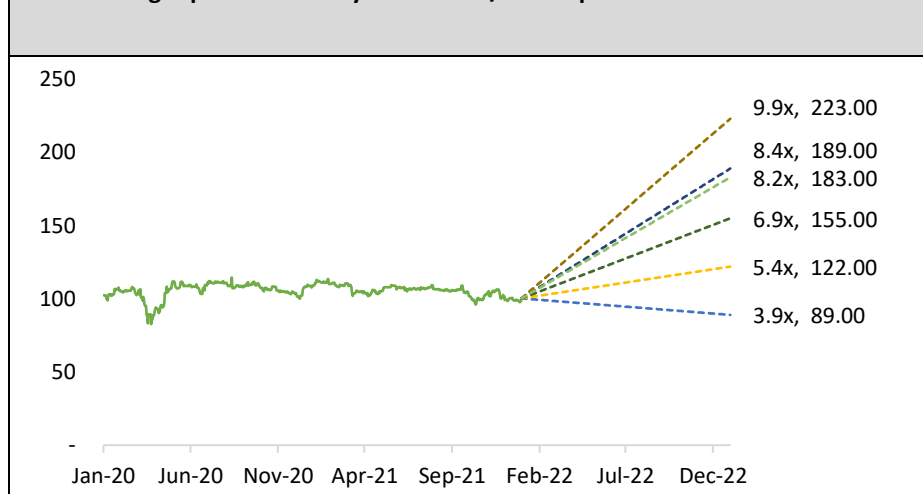
Earnings and target price revised on recent Urea price hike

We have revised up earnings estimates for Fauji Fertiliser Company Limited (FFC) incorporating recent Urea price of PKR 150/bag to PKR 2,011/bag. This is the second price increase in a row during the month of Mar-22, with the latest price hike of PKR 80/bag.

Trading at attractive multiples; P/E 5.1x and dividend yield of 16%

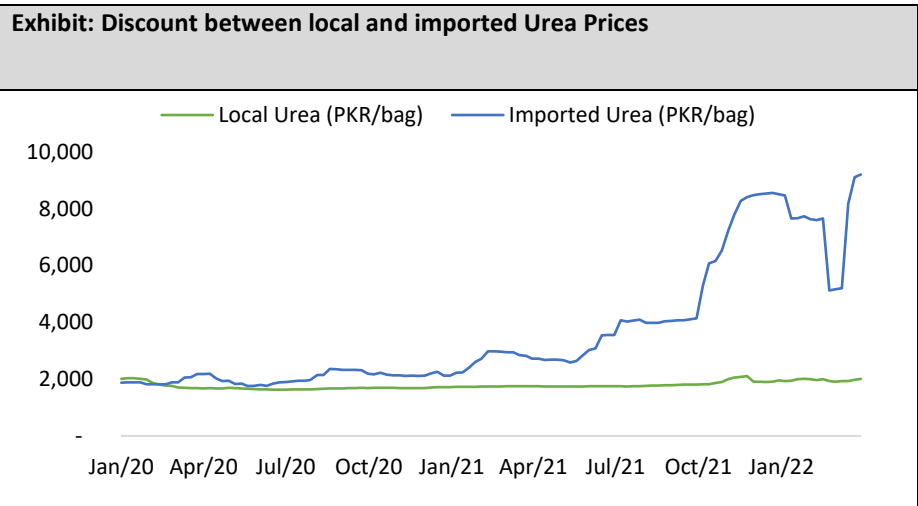
We have raised our earnings forecast by ~18% on average for Cy22-24, subsequently we have revised up our Dec-22 target price by 9% to PKR 155/share, using a ~18% discounting factor. We therefore maintain our 'Buy' stance on the scrip offering +35% upside from last close and is trading at attractive price multiples, CY22/23 P/E of 5.1/5.9x and tall dividend yield of 16%.

Exhibit: Target price sensitivity based on P/E multiples



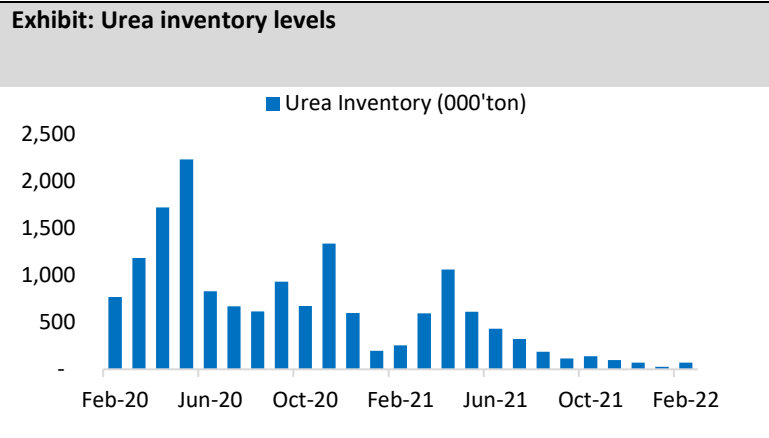
Domestic prices at a steep discount to international urea prices...

Currently local urea prices are retailing at PKR 2,011/bag (up by 15%y), but remain at a deep discount of nearly ~80% when compared to international urea price of PKR 9,200/bag (up by 2.3xy). Strong demand led by both rise in agri-commodity prices and improved farm economics, combined with rising input costs (natural gas) have been key reason for rise in international urea prices. Looking forward, on the global front urea prices are unlikely to revert back to US\$ 250-300/ton range anytime soon given strong demand and rising input costs.



...on home ground, high demand low inventory levels could potentially push prices further northwards

On home ground, upcoming Kharif season is expected to support urea demand whereas already low inventory levels are likely to keep supply side under pressure. Government’s commitment to import Urea for May/June 2022 remains key to dwindling inventory levels. However, if supply side balance is not maintained through imports, this would propel local manufacturers to further hike Urea prices. For now, local Urea manufacturers remain in a strong position to further hike urea prices amid international supply disruptions due to ongoing Russia-Ukraine crises and lower inventory levels domestically.



Source: NFDC, IGI Research

High dividend yield in offering

The Company holds cash and cash equivalents of PKR 96.3 bn, while total GIDC payments to be made are PKR 21bn. With free cash flow generation of PKR 18-20/share over the next 3 years, the Company's cash position remains strong to keep cash payout steady. FFC cash payout has averaged ~80% over the last 4 years, we project FFC cash payout of PKR 18/share during CY22 which at current price translates in to dividend yield of 16%.

Risks

Weighted Average Cost of Gas (WACOG) is expected to support gas prices in coming years, which might negatively impact FFC's bottom-line.

Considering changes in gas prices and GST rates if subsidized feed gas costs are increased in-line with fuel costs, it would require an in-line increase on the final product (urea) prices for FFC to completely pass-on incremental costs. Although WACOG has been approved but implementation is yet to come by. Considering current market conditions, wide international market discounts urea manufacturers most likely are in a sweet spot to pass-over the incremental impact of gas price hike if any.

Exhibit: Sensitivity of changes in Urea and gas prices on CY22 EPS

		Urea Prices						
		1,700	1,800	1,900	1,990	2,100	2,200	2,300
Gas Price (PKR/MMBtu)	744	18.0	20.2	22.4	24.3	26.8	28.9	31.1
	827	17.4	19.6	21.8	23.8	26.2	28.4	30.5
	919	16.7	18.9	21.1	23.1	25.5	27.7	29.9
	1,021	16.0	18.2	20.4	22.4	24.8	27.0	29.2
	1,123	15.3	17.5	19.7	21.6	24.0	26.2	28.4
	1,235	14.5	16.7	18.9	20.8	23.2	25.4	27.6
	1,359	13.6	15.8	18.0	19.9	22.4	24.5	26.7

Recommendation

We maintain our “**Buy**” stance on the scrip with Dec-22 target price of PKR 155/share, offering 35% upside from last close. The Company is currently trading at Cy22/23 P/E of 5.1/5.9x and offers a healthy dividend yield of 16%.

Important Disclaimer and Disclosures

Research Analyst(s) Certification: The Research Analyst(s) hereby certify that the views about the company/companies and the security/ securities discussed in this report accurately reflect his or her or their personal views and that he/she has not received and will not receive direct or indirect compensation in exchange for expressing specific recommendations or views in this report. The analyst(s) is principally responsible for the preparation of this research report and that he/she or his/her close family/relative does not own 1% or more of a class of common equity securities of the following company/companies covered in this report.

Disclaimer: The information and opinions contained herein are prepared by IGI Finex Securities Limited and is for information purposes only. Whilst every effort has been made to ensure that all the information (including any recommendations or opinions expressed) contained in this document (the information) is not misleading or unreliable, IGI Finex Securities Limited makes no representation as to the accuracy or completeness of the information. Neither, IGI Finex Securities Limited nor any director, officer or employee of IGI Finex Securities Limited shall in any manner be liable or responsible for any loss that may be occasioned as consequence of a party relying on the information. This document takes no account of the investment objectives, financial situation and particular needs of investors, who shall seek further professional advice before making any investment decision. The subject Company (ies) is a client of the IGI Finex Securities Limited and IGI Finex Securities offers brokerage services to Subject Company (ies) on a regular basis, in line with industry practice. This document and the information may not be reproduced, distributed or published by any recipient for any purpose. This report is not directed or intended for distribution to, or use by any person or entity not a client of IGI Finex Securities Limited, else directed for distribution.

Rating system: IGI Finex Securities employs three tier ratings system, depending upon expected total return (return is defined as capital gain exclusive of tax) of the security in stated time period, as follows:

Recommendation Rating System

Buy if target price on aforementioned security (ies) is more than 10%, from its last closing price(s)

Hold if target price on aforementioned security (ies) is in between -10% and 10%, from its last closing price(s)

Sell if target price on aforementioned security (ies) is less than -10%, from its last closing price(s)

Risk: Investment in securities are subject to economic risk, market risk, interest rate risks, currency risks, and credit risks, political and geopolitical risks. The performance of company (ies) covered herein might unfavorably be affected by multiple factors including, business, economic, and political conditions. Hence, there is no assurance or guarantee that estimates, recommendation, opinion, etc. given about the security (ies)/company (ies) in the report will be achieved.

Basic Definitions and Terminologies used: **Target Price:** A price target is the projected price level of a financial security stated by an investment analyst or advisor. It represents a security's price that, if achieved, results in a trader recognizing the best possible outcome for his investment, **Last Closing:** Latest closing price, **Market Cap.:** Market capitalization is calculated by multiplying a company's shares outstanding by current trading price. **EPS:** Earnings per Share. **DPS:** Dividend per Share. **ROE:** Return on equity is the amount of net income returned as a percentage of shareholders' equity. **P/E:** Price to Earnings ratio of a company's share price to its per-share earnings. **P/B:** Price to Book ratio used to compare a stock's market value to its book value. **DY:** The dividend yield is dividend per share, divided by the price per share.

IGI Finex Securities Limited

Research Analyst(s)

Research Identity Number: BRP009

© Copyright 2022 IGI Finex Securities Limited

Contact Details

Equity Sales

Faisal Jawed Khan	Head of Equities	Tel: (+92-21) 35301779	faisal.jawed@igi.com.pk
Zaeem Haider Khan	Regional Head (North)	Tel: (+92-42) 38303559-68	zaeem.haider@igi.com.pk
Muhammad Naveed	Regional Manager (Islamabad & Upper North)	Tel: (+92-51) 2604861-62	muhammad.naveed@igi.com.pk
Syeda Mahrukh Hameed	Branch Manager (Lahore)	Tel: (+92-42) 38303564	mahrukh.hameed@igi.com.pk
Shakeel Ahmad	Branch Manager (Faisalabad)	Tel: (+92-41) 2540843-45	shakeel.ahmad1@igi.com.pk
Zaid Farook	Branch Manager (Stock Exchange) Karachi	Tel: (+92-21) 32462651-52	zaid.farook@igi.com.pk
Asif Saleem	Equity Sales (RY Khan)	Tel: (+92-68) 5871652-56	asif.saleem@igi.com.pk
Mehtab Ali	Equity Sales (Multan)	Tel: (+92-61) 4512003	mahtab.ali@igi.com.pk

Research Team

Saad Khan	Head of Research	Tel: (+92-21) 111-234-234 Ext: 810	saad.khan@igi.com.pk
Abdullah Farhan	Senior Analyst	Tel: (+92-21) 111-234-234 Ext: 912	abdullah.farhan@igi.com.pk
Aariz Raza	Analyst	Tel: (+92-21) 111-234-234 Ext: 810	Aariz.raza@igi.com.pk
Ajay Kumar	Analyst	Tel: (+92-21) 111-234-234 Ext: 912	ajay.kumar@igi.com.pk
Huzaifa Yaseen	Analyst	Tel: (+92-21) 111-234-234 Ext: 912	huzaifa.yaseen@igi.com.pk

IGI Finex Securities Limited

Trading Rights Entitlement Certificate (TREC) Holder of Pakistan Stock Exchange Limited |

Corporate member of Pakistan Mercantile Exchange Limited

Website: www.igisecurities.com.pk

Head Office

Suite No 701-713, 7th Floor, The Forum, G-20,
Khayaban-e-Jami Block-09, Clifton, Karachi-75600
UAN: (+92-21) 111-444-001 | (+92-21) 111-234-234
Fax: (+92-21) 35309169, 35301780

Stock Exchange Office

Room # 134, 3rd Floor, Stock Exchange Building,
Stock Exchange Road, Karachi.
Tel: (+92-21) 32429613-4, 32462651-2
Fax: (+92-21) 32429607

Lahore Office

Shop # G-009, Ground Floor,
Packages Mall
Tel: (+92-42) 38303560-69
Fax: (+92-42) 38303559

Faisalabad Office

Room #: 515-516, 5th Floor, State Life
Building, 2- Liaqat Road
Tel: (+92-41) 2540843-45
Fax: (+92-41) 2540815

Multan Office

Mezzanine Floor, Abdali Tower,
Abdali Road
Tel: (92-61) 4512003, 4571183

Islamabad Office

Mezzanine Floor, Office 5, 6 & 7, Kashmir Plaza,
Block- B, Jinnah Avenue, Blue Area
Tel: (+92-51) 2604861-2, 2604864, 2273439
Fax: (+92-51) 2273861

Rahim Yar Khan Office

Plot # 12, Basement of Khalid Market,
Model Town, Town Hall Road
Tel: (+92-68) 5871652-3
Fax: (+92-68) 5871651

IGI Finex Securities Limited

Research Analyst(s)

Research Identity Number: BRP009

© Copyright 2022 IGI Finex Securities Limited